Window & Door Replacements for

Beaufort Middle School

Carteret County Schools
NCDSP Unit 160 - School 310

100 Carraway Dr, Beaufort, NC 28516

ABBREVIATIONS

AFF	ABOVE FINISH FLOOR	INV	INVERT
L	ANGLE	JT	JOINT
AB	ANCHOR BOLT	LAV	LAVATORY
@	AT	MAS	MASONRY
B/B	BACK TO BACK (CURB)	MAX	MAXIMUM
BRG	BEARING	MB	MARKER BOARD
BD	BOARD	MET	METAL
BC	BRICK COURSE	MC	MECHANICAL CONTRACTOR
BLDG	BUILDING	MT	METAL THRESHOLD
CI	CAST IRON	MIN	MINIMUM
CPT	CARPET	MISC	MISCELLANEOUS
CB	CATCH BASIN	NOM	NOMINAL
CLG	CEILING	N	NORTH
CT	CEILING TILE	NIC	NOT IN CONTRACT
CB	CHALKBOARD	NTS	NOT TO SCALE
CJ	CONSTRUCTION JOINT	OC	ON CENTER
CONC	CONCRETE	OPG	OPENING
CMU	CONCRETE MASONRY UNIT	OPP	OPPOSITE
CG	CORNER GUARD	PC	PLUMBING CONTRACTOR
CMP	CORRUGATED METAL PIPE	PLAS	PLASTER
CONT.	CONTINUOUS	PL	PLATE
C & R	CURTAIN & ROD	PT	PRESSURE TREATED
C & T	CURTAIN & TRACK	R	RADIUS
DIA	DIAMETER	REF	REFERENCE
DIM	DIMENSION	RENIF	REINFORCED
DS	DOWNSPOUT	RCP	REINFORCE CONCRETE PIPE
DWR	DRAWER	REQ'D	REQUIRED
EA	EACH	RFS	RUBBER FASTENING STRIP
EC	ELECTRICAL CONTRACTOR	RI	RIGID INSULATION
EIFS	EXTERIOR INSULATION & FIN SYSTEM	R/W	RIGHT OF WAY
ELECT	ELECTRICAL	RD	ROOF DRAIN
EWC	ELECTRIC WATER COOLER	RDL	ROOF DRAIN LEADER
ELEV	ELEVATION	RGH	ROUGH
EQ	EQAUL	SCHED	SCHEDULED
ETR	EXISTING TO REMAIN	SCJ	SAW CUT JOINT
EXIST	EXISTING	SH	SHELF
EXP	EXPOSED, EXPANSION	SHTG	SHEATHING
EJ	EXPANSION JOINT	SIM	SIMILAR
F/F	FACE TO FACE (CURB)	SPEC	SPECIFIED
FIN	FINISH	SPECS	SPECIFICATIONS
FE	FIRE EXTINGUISHER	STD	STANDARD
FEC	FIRE EXTINGUISHER CABINET	SUSP	SUSPENDED
FHC	FIRE HOSE CABINET	TB	TACKBOARD
FTG	FOOTING	TYP	TYPICAL
FD	FLOOR DRAIN	TJC	TYPICAL CONTROL JOINT
FL	FLOOR	UON	UNLESS OTHERWISE NOTED
FSR	FLEXIBLE SHEET ROOFING	UR	URINAL
GB	GYPSUM WALLBOARD	VB	VAPOR BARRIER
GC	GENERAL CONTRACTOR	VERT	VERTICAL
HM	HOLLOW METAL	VCT	VINYL COMPOSITION TILE
HOR	HORIZONTAL	WC	WATER CLOSET
INSUL	INSULATION	WWF	WELDED WIRE FABRIC
		W/	WITH

Hite associates

ARCHITECTURE / PLANNING / TECHNOLOGY

2600 Meridian Drive / Greenville, N.C. 27834 / tel 252-757-0333

DRAWING INDEX

Title Sheet
BCS-001 Building Code Summary Sheet
A-301 Schedules, details, door and window elevations

ORIGINAL BUILDING DRAWINGS (with annotations in RED)

Title Sheet
A-2 Overall Floor Plan
A-3 East Floor Plan
A-4 Center Floor Plan
A-5 West Floor Plan
A-6 Door Schedule
A-7 Door and Frame Elevations
A-8 Roof Plan
A-9 Exterior Elevations
A-10 Exterior Elevations
A-11 Exterior Elevations
A-12 Building Sections
A-13 Building Sections
A-14 Building Sections
A-15 Building Sections
A-16 Sections and Details
A-17 Sections and Details
A-18 Sections and Details

copyright 2023 Hite associates

Building Code Summary
Existing Building

Name of Project: Beaufort Middle School
Address: 100 Carraway Dr, Beaufort, NC 28516
Proposed Use: Education
Owner or Authorized Agent: James G. Hite Phone No. (252) 757-0333 e-mail jgh@hiteassoc.com
Owned by: [X] City/County [ ] Private [ ] State
Code Enforcement Jurisdiction: [ ] City [X] County [ ] State

LEAD DESIGN PROFESSIONAL:

James G. Hite, AIA

Designer	Firm	Name	License #	Telephone #	e-mail
Architectural	Hite Associates	James G. Hite, AIA	NC 3754	(252) 757-0333	jgh@hiteassoc.com
Civil	NA				
Electrical	NA				
Fire Alarm	NA				
Plumbing	NA				
Mechanical	NA				
Sprinkler-Standpipe	NA				
Structural	NA				
Retaining Walls>5' High	NA				
Other	NA				

2018 NC BUILDING CODE:

[ ] New Building [ ] Shell / Core [ ] 1st Time Interior Completions
[ ] Addition [ ] Phased Construction - Shell Core

2018 NC EXISTING BUILDING CODE:

[ ] Prescriptive [X] Alteration Level I [ ] Historic Property
[ ] Repair [ ] Alteration Level II [ ] Change of Use
[ ] Chapter 14 [ ] Alteration Level III

CONSTRUCTED 1974 CURRENT USE EDUCATION

RENOVATED ____ PROPOSED USE EDUCATION

OCCUPANCY CATEGORY (TABLE 1604.5): CURRENT: III PROPOSED: III

BUILDING DATA

Construction Type: [ ] I-A [ ] II-A [ ] III-A [ ] IV [ ] V-A
[ ] I-B [X] II-B [ ] III-B [ ] V-B
Mixed Construction: [X] No [ ] Yes Types ____

Sprinklers:
Ground Floor [X] No [ ] Yes [ ] Partial [ ] NFPA 13 [ ] NFPA 13R [ ] NFPA 13D
Equipment Platform [ ] No [X] Yes [ ] Partial [ ] NFPA 13 [ ] NFPA 13R [ ] NFPA 13D
Standpipes: [X] No [ ] Yes Class [ ] I [ ] II [ ] III [ ] Wet [ ] Dry
Fire District: [ ] No [X] Yes Flood Hazard Area: [X] No [ ] Yes
Building Height: Feet: 21' Number of Stories: 1
Special Inspections Required: [X] No [ ] Yes

Gross Building Area:

Floor	Existing (SQ FT)	New (SQ FT)	Sub-Total
Equipment Platform			
Third Floor			
Second Floor			
First Floor	59,025		
Total	59,025		

ALLOWABLE AREA

Primary Occupancy:
Assembly [ ] A-1 [ ] A-2 [ ] A-3 [ ] A-4 [ ] A-5
[ ] Business
[X] Educational
Factory [ ] F-1 Moderate [ ] F-2 Low
Hazardous [ ] H-1 Detonate [ ] H-2 Deflagrate [ ] H-3 Combust [ ] H-4 Health [ ] H-5 HPM
Institutional [ ] I-1 [ ] I-2 [ ] I-3 [ ] I-4
I-3 Condition [ ] 1 [ ] 2 [ ] 3 [ ] 4 [ ] 5
[ ] Mercantile
Residential [ ] R-1 [ ] R-2 [ ] R-3 [ ] R-4
Storage [ ] S-1 Moderate [ ] S-2 Low [ ] High-Piled
Parking Garage [ ] Open [ ] Enclosed [ ] Repair
[ ] Utility and Miscellaneous

Accessory Occupancy Classification(s): Assembly, Business, S-1
Incidental Uses (Table 509): NA
This Separation is not exempt as a Non-Separated Use (see exceptions)
Special Uses (Chapter 4 - List code Sections): NA
Special Provisions (Chapter 5 - List code Sections): NA

Mixed Occupancy: [ ] No [X] Yes Separation: Hr: Exception:

[ ] Non-Separated Use (508.3)
The required type of construction of the building shall be determined by applying the height and area limitations for each of the applicable occupancies to the entire building. The most restrictive type of construction, so determined, shall apply to the entire building.

[ ] Separated Use (508.4) - See below for area calculations
For each story, the area of the occupancy shall be such that the sum of the ratios of the actual floor area of each use divided by the allowable floor area for each use shall not exceed 1.

Actual Area of Occupancy A / Allowable Area of Occupancy A + Actual Area of Occupancy B / Allowable Area of Occupancy B ≤ 1

0 / 0 + 0 / 0 + 0 ≤ 1.00

STORY NO.	DESCRIPTION AND USE	(A) BLDG AREA PER STORY (ACTUAL)	(B) TABLE 506.2 AREA a	(C) AREA FOR OPEN SPACE INCREASE 1.5	(D) ALLOWABLE AREA OR UNLIMITED 2.3

1 Frontage increases from Section 506.2 are computed thus:
a. Perimeter which fronts a public way or open space having 20 feet minimum width = 0 (F)
b. Total Building Perimeter = 0 (P)
c. Ratio (F/P) = 0 (F/P)
d. W= Minimum width of public way = 0 (W)
2 Unlimited area applicable under conditions of Section 507.
3 Maximum Building Area = total number of stories in the building x D (506.2)
4 The maximum area of parking garages must comply with 406.5.4. The maximum area of air traffic control towers must comply with 412.3.1.
5 Frontage increase is based on the unsprinkled area value in Table 506.2.

ALLOWABLE HEIGHT

	ALLOWABLE	SHOWN ON PLANS	CODE REFERENCE
Building Height in Feet (Table 504.3)	Feet 75	21	
Building Height in Stories (Table 504.4)	Stories 3	1	

FIRE PROTECTION REQUIREMENTS

BUILDING ELEMENT	FIRE SEPARATION DISTANCE (FEET)	RATING REQ'D	RATING PROVIDED (W/ REDUCTION)	DETAIL NO. AND SHEET NO.	DESIGN NO. FOR RATED ASSEMBLY	DESIGN NO. FOR RATED PENETRATION	DESIGN NO. FOR RATED JOIST
Structural frame, including columns, girders, trusses		NA	NA	NA	NA	NA	NA
Bearing walls							
Exterior							
North	NA	NA	NA	NA	NA	NA	NA
East	NA	NA	NA	NA	NA	NA	NA
West	NA	NA	NA	NA	NA	NA	NA
South	NA	NA	NA	NA	NA	NA	NA
Interior	NA	NA	NA	NA	NA	NA	NA
Nonbearing walls and partitions Exterior							
North	NA	NA	NA	NA	NA	NA	NA
East	NA	NA	NA	NA	NA	NA	NA
West	NA	NA	NA	NA	NA	NA	NA
South	NA	NA	NA	NA	NA	NA	NA
Interior		NA	NA	NA	NA	NA	NA
Floor construction including support beams and joist		NA	NA	NA	NA	NA	NA
Above Corridor		NA	NA	NA	NA	NA	NA
Columns Supporting Floors							
Roof construction including support beams and joist		NA	NA	NA	NA	NA	NA
Roof Ceiling Assembly		NA	NA	NA	NA	NA	NA
Columns Supporting Roof		NA	NA	NA	NA	NA	NA
Shafts - Exit		NA	NA	NA	NA	NA	NA
Shafts - Other		NA	NA	NA	NA	NA	NA
Corridor Separation		NA	NA	NA	NA	NA	NA
Occupancy Separation		NA	NA	NA	NA	NA	NA
Party/Fire Wall Separation		NA	NA	NA	NA	NA	NA
Fire Barrier Separation		NA	NA	NA	NA	NA	NA
Smoke Partition		NA	NA	NA	NA	NA	NA
Tenant Separation		NA	NA	NA	NA	NA	NA
Incidental Use Separation		NA	NA	NA	NA	NA	NA

• ICC Approved Assembly

PERCENTAGE OF WALL AREA CALCULATIONS

FIRE SEPARATION DISTANCE FROM PROPERTY LINES	DEGREE OF OPENINGS PROTECTION (TABLE 705.8)	ALLOWABLE AREA	ACTUAL SHOWN ON PLANS
>30	Unprotected	No Limit	NA
10 < 15	Unprotected	NA	NA

WIND DESIGN DATA / REQUIREMENTS FOR REPLACEMENT WINDOWS

1. Ultimate wind speed, Vult (3-second gust), miles per hour and normal wind speed, Vasd	Vult = 123 mph;, 3 sec. Gust Vasd = 95.3 mph		
2. Risk category:	III		
3. Wind exposure category:	C		
4. Application internal pressure coefficient:	+/- .018		
5. Design wind pressures to be used for exterior component and cladding materials which are not specifically designed by the registered design professional responsible for the design of the structure:		Positive (PSF)	Negative (PSF)
	ZONE 4	22.9	-24.9
	ZONE 5	22.9	-30.7

LIFE SAFETY SYSTEM REQUIREMENTS

Emergency Lighting:	[ ] No	[X] Yes
Exit Signs:	[ ] No	[X] Yes
Fire Alarm:	[ ] No	[X] Yes
Smoke Detection Systems:	[ ] No	[X] Yes
Carbon Monoxide Detection:	[ ] No	[X] Yes

Life Safety Plan Sheet #: NA

- [ ] Fire and/or smoke rated wall locations (Chapter 7)
- [ ] Assumed and real property line locations
- [ ] Exterior wall opening area with respect to distance to assumed property lines (705.8)
- [ ] Occupancy types for each area as it relates to occupant load calculation (Table 1004.1.2)
- [ ] Occupant loads for each area
- [ ] Exit access travel distances (1017)
- [ ] Common path of travel distances (Tables 1006.2.1 & 1006.3.2(1))
- [ ] Dead end lengths (1020.4)
- [ ] Clear exit widths for each exit door
- [ ] Maximum calculated occupant load capacity each exit door can accommodate based on egress width (1005.3)
- [ ] Actual occupant load for each exit door
- [ ] A separate schematic plan indicating where fire rated floor/ceiling and/or roof structure is provided for purposes of occupancy separation
- [ ] Location of doors with panic hardware (1010.1.10)
- [ ] Location of doors with delayed egress locks and the amount of delay (1010.1.9.7)
- [ ] Location of doors with electromagnetic egress locks (1010.1.9.9)
- [ ] Location of doors equipped with hold-open devices
- [ ] Location of emergency escape windows (1030)
- [ ] The square footage of each fire area (202)
- [ ] The square footage of each smoke compartment for Occupancy Classification I-2 (407.5)
- [ ] Note any code exceptions or table notes that may have been utilized regarding the items above

ACCESSIBLE DWELLING UNITS (SECTION 1107)

LOT OR PARKING AREA	ACCESSIBLE UNITS REQUIRED	ACCESSIBLE UNITS PROVIDED	TYPE A UNITS REQUIRED	TYPE A UNITS PROVIDED	TYPE B UNITS REQUIRED	TYPE B UNITS PROVIDED	TOTAL ACCESSIBLE UNITS PROVIDED

ACCESSIBLE PARKING (SECTION 1106)

LOT OR PARKING AREA	TOTAL NO. OF PARKING SPACES		NO. OF ACCESSIBLE SPACES REQUIRED / PROVIDED			TOTAL NO. ACCESSIBLE PROVIDED
	REQUIRED	PROVIDED	REGULAR WITH 5' ACCESS AISLE	VAN SPACES WITH 132" ACCESS AISLE	VAN SPACES WITH 8' ACCESS AISLE	
Existing						
New						
TOTAL						

PLUMBING FIXTURE REQUIREMENTS - ENTIRE FACILITY

USE		WATERCLOSETS MALE	WATERCLOSETS FEMALE	URINALS	LAVATORIES MALE	LAVATORIES FEMALE	SHOWERS/ TUBS	DRINKING FOUNTAINS REGULAR	DRINKING FOUNTAINS ACCESSIBLE
	NEW								
	EXISTING								
	REQ'D								
	NEW								
	EXISTING								
	REQ'D								
	NEW								
	EXISTING								
	REQ'D								

SPECIAL APPROVALS

Special approval: (Local Jurisdiction, Department of Insurance, SBCCI, ICC, etc., describe below)

None

ENERGY SUMMARY

ENERGY REQUIREMENTS:

The following data shall be considered minimum and any special attribute required to meet the energy code shall also be provided. Each Designer shall furnish the required portions of the project information for the plan data sheet. If performance method, state the annual energy cost for the standard reference design vs. annual energy cost for the proposed design.

Climate Zone:
[X] 3 [ ] 4 [ ] 5

Method of Compliance:
[X] Prescriptive (Energy Code)
[ ] Performance (Energy Code)
[ ] Prescriptive (ASHRAE 90.1)
[ ] Performance (ASHRAE 90.1)

THERMAL ENVELOPE

Roof/ceiling Assembly (each assembly)
Description of assembly N/A
U-Value of total assembly N/A
R-Value of insulation N/A
Skylights in each assembly NONE
U-Value of skylight N/A
total square footage of skylights in each assembly N/A

Exterior Walls (each assembly)
Description of assembly N/A
U-Value of total assembly N/A
R-Value of insulation N/A
Openings (windows or doors with glazing) Openings (windows)
U-Value of total assembly N/A
solar heat gain coefficient
projection factor
Door R-Values N/A

Exterior Walls (each assembly)
Description of assembly N/A
U-Value of total assembly N/A
R-Value of insulation N/A
Openings (windows or doors with glazing) Openings (windows)
U-Value of total assembly N/A
shading Coefficient
projection factor
Door R-Values N/A

Walls below grade - NOT USED
Description of assembly -
U-Value of total assembly
R-Value of insulation

Floor over unconditioned space (each assembly) - NOT USED
Description of assembly -
U-Value of total assembly -
R-Value of insulation -

Floor slab on grade
Description of assembly = 4" thick concrete slab
U-Value of total assembly = 0.21
R-Value of insulation = N/A
Horizontal/vertical requirement
slab heated - NO

No.	Date:	Revision

Hite associates
ARCHITECTURE / PLANNING / TECHNOLOGY
2600 Meridian Drive / Greenville, NC 27834 / tel (252) 757-0333

HITE ASSOCIATES, P.C. CERTIFICATE OF INCORPORATION NUMBER C-418 GREENVILLE, NORTH CAROLINA

JAMES GRAY HITE REGISTERED ARCHITECT 3754 GREENVILLE, NORTH CAROLINA

Window & Door Replacement for
Beaufort Middle School
100 Carraway Dr Beaufort, NC 28516
Carteret County Schools / North Carolina

Project No. 22408
Date: 25 MARCH 2024
Drawing no. BCS 001

copyright 2023 Hite associates

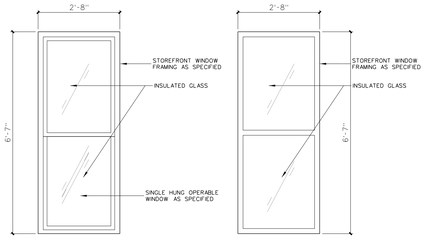

WINDOW TYPE "AE" & "CE" (EGRESS)

WINDOW TYPE "A" & "C" (FIXED)

301.7 WINDOW ELEVATIONS
SCALE: 1/2" = 1'-0"

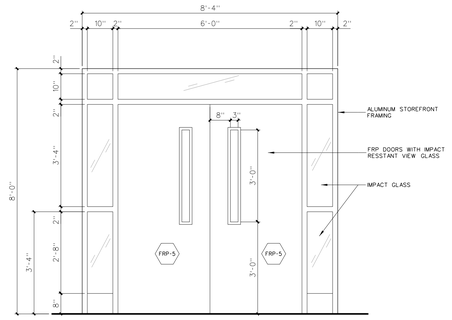

301.6 ELEVATION TYPE "M" REVISED CONFIGURATION (REF. SHEET A-7)
SCALE: 1/2" = 1'-0"

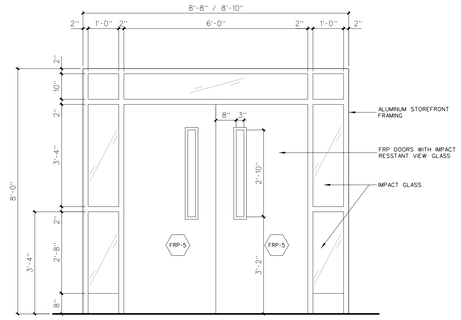

301.5 ELEVATION TYPE "B" REVISED CONFIGURATION (REF. SHEET A-7)
SCALE: 1/2" = 1'-0"

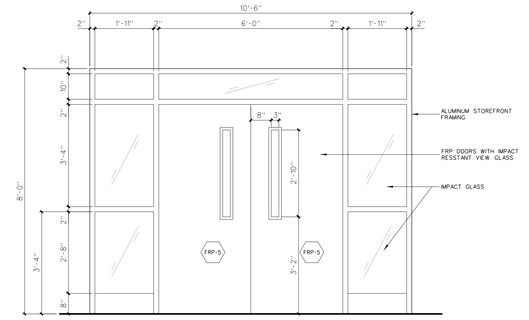

301.4 ELEVATION TYPE "N" REVISED CONFIGURATION (REF. SHEET A-7)
SCALE: 1/2" = 1'-0"

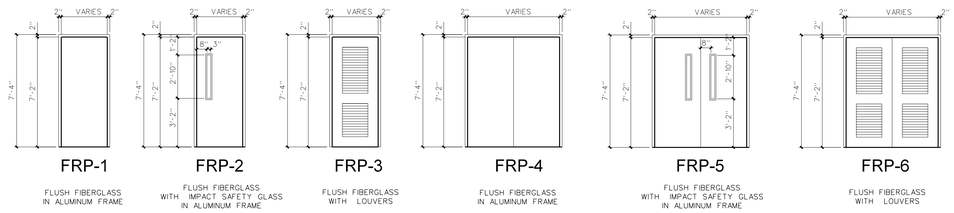

301.3 DOOR ELEVATIONS
SCALE: 1/4" = 1'-0"

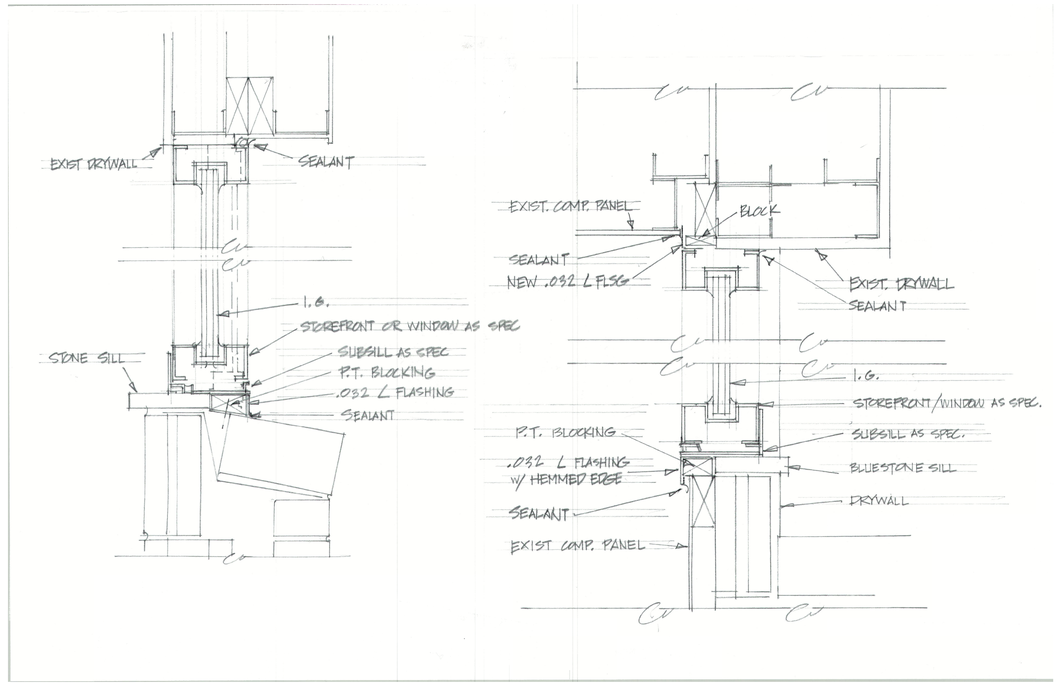

301.2 WINDOW STOREFRONT DETAIL
SCALE: 3" = 1'-0"

301.1 WINDOW STOREFRONT DETAIL
SCALE: 3" = 1'-0"

EXTERIOR DOOR AND FRAME REPLACEMENT SCHEDULE (ALL ALUM)

NOTE: VERIFY ALL OPENINGS PRIOR TO ORDERING DOORS AND FRAMES

MARK		DOOR SIZE THK	WID	HT	SHEET REFERENCE	DESCRIPTION	TYPE	PROXIMITY READER BY OTHERS	DOOR POSITION MONITOR BY OTHERS	EXIT DEVICE WITH ELECTRIC LATCH	EXIT DEVICE	ENTRY LOCKSET	CLOSER	FLUSH MOUNTED BRACKETOP	WALL STOP	OVERHEAD STOP	MUTED MULLION	PROVIDE REINFORCED PANEL ON DOOR BOTTOM	USE EXIST FRAME CONFIGURATION PER SHEET A-7	USE NEW FRAME CONFIGURATION PER SHEET A-301	REMARKS
1		1.75	36	87	A-3	FLUSH FIBERGLASS	FRP-1		1		1							1	O		
2		1.75	36	87	A-3	FRP / VIEW GLASS	FRP-2	1	1	1		1						1	P		
3	PAIR	1.75	36	82	A-3	FRP / VIEW GLASS	FRP-5	1	2	1	1		2		2		1		NO	USE REVISED "M"	
51	PAIR	1.75	36	82	A-5	FRP / VIEW GLASS	FRP-5				2	2					1		NO	USE REVISED "B"	
52	PAIR	1.75	36	82	A-4	FRP / VIEW GLASS	FRP-5		2		2	2					1		NO	USE REVISED "B"	
67	PAIR	1.75	34	82	A-5	FRP / VIEW GLASS	FRP-5				2		2		2		1		A		
68		1.75	36	82	A-5	FRP / VIEW GLASS	FRP-2				1		1						L		
69	PAIR	1.75	36	82	A-5	FRP / VIEW GLASS	FRP-5	1	2	1	1	2					1		NO	USE REVISED "N"	
70	PAIR	1.75	34	82	A-5	FRP / VIEW GLASS	FRP-5	1	2	1	1		2		2		1		A		
71	PAIR	1.75	47	82	A-5	FLUSH FIBERGLASS	FRP-4		2			1		1		2			A		
72					A-5																THIS DOOR NOW PART OF 71 (PAIR)
73		1.75	36	82	A-5	LOUVERED FRP	FRP-3				1	1							C		
74	PAIR	1.75	34	82	A-5	LOUVERED FRP	FRP-6				1		1		2				A		
75	PAIR	1.75	26	82	A-5	FLUSH FIBERGLASS	FRP-4				1		1		2				A		
90	PAIR	1.75	34	82	A-4	LOUVERED FRP	FRP-6				1		1		2				A		
91		1.75	36	82	A-4	FLUSH FIBERGLASS	FRP-1	1		1		1		1					L		
100	VERIFY	1.75	36	82	A-5	FRP / VIEW GLASS	FRP-2		1		1	1							C		
101	VERIFY	1.75	36	82	A-5	FRP / VIEW GLASS	FRP-2	1	1		1		1		1				C		LOCKSET WITH ELECTRIC STRIKE

NOTES AND GENERAL AND SPECIAL HARDWARE REQUIRED FOR DOOR REPLACEMENTS	
1	ALL DOORS TO RECEIVE CONTINUOUS HINGES AS SPECIFIED
2	ALL GLASS IN DOORS TO BE IMPACT RESISTANT. ALL GLASS BESIDE DOORS TO BE INSULATED IMPACT RESISTANT
3	ALL DOORS TO RECEIVE WALL OR OVERHEAD STOPS TO SUIT CONDITION OF USE. DOORS WITH MAGNETIC HOLD OPENS TO RECEIVE FLOOR STOPS.
4	PROVIDE CLOSERS WITH BACKSTOPS EXTERIOR DOORS AND TO SUIT CONDITION OF USE
5	EXTERIOR DOORS TO BE PROVIDED WITH WEATHERSTRIPPING AND THRESHOLDS
6	EXIT DEVICES TO BE PROVIDED WITH CYLINDERS
7	AT PAIRS OF DOORS, PULL SIDE, PROVIDE PULL OR LEVER RIGHT SIDE ONLY
8	ALUMINUM DOORS - SEE SPECIFICATIONS FOR HARDWARE NOT INDICATED ABOVE
9	PROVIDE CYLINDERS FOR KEYED MULLIONS SUPPLIED BY ALUMINUM DOOR SUPPLIER
10	PROVIDE SOLID WOOD BLOCKING FOR DOOR STOPS AND HOLD OPEN DEVICES
11	EXIT DEVICES AT EXTERIOR DOORS TO BE NL WITH PULL
12	EXIT DEVICES AT INTERIOR DOORS TO BE CLASSROOM FUNCTION WITH LEVER

EXTERIOR WINDOW AND CLERESTORY REPLACEMENT SCHEDULE (ALL ALUM)

NOTE: VERIFY ALL OPENINGS PRIOR TO ORDERING ANY MATERIAL

MARK	NOMINAL SIZE W X H WITH PLAN REFERENCES	USE EXISTING CONFIGURATION	FRAME DETAILS SHEET A-301	REMARKS
A	2'-8" X 6'-7" ELEVS, DET 3/A-16	NO - SEE NEW DETAILS SHEET A-301	301.1 / 301.2	NEW FIXED GLASS STOREFRONT
AE	2'-8" X 6'-7" ELEVS, DET 3/A-16	NO - SEE NEW DETAILS SHEET A-301	301.1 / 301.2	NEW SINGLE HUNG REPLACEMENT WINDOW AS SPEC - EGRESS PER CODE
B	ONE AT 16'-0" X 1'-11", TWO AT 12'-0" X 1'-11", A-4, A-5	NO - SEE NEW DETAILS SHEET A-301	301.1 / 301.2	NEW FIXED GLASS STOREFRONT
C	2'-8" X 6'-7", DETAIL 3, A-5	NO - SEE NEW DETAILS SHEET A-301	301.1 / 301.2	NEW FIXED GLASS STOREFRONT
CE	2'-8" X 6'-7", DETAIL 3, A-5	NO - SEE NEW DETAILS SHEET A-301	301.1 / 301.2	NEW SINGLE HUNG REPLACEMENT WINDOW AS SPEC - EGRESS PER CODE
D	5'-4" X 6'-7" A-3, A-10 EXT ELEV	YES	301.1 / 301.2	NEW FIXED GLASS STOREFRONT
E	TWO AT 25'-4" X 2'-8" A-3, A-9	YES	301.1 / 301.2	NEW FIXED GLASS STOREFRONT
F	TWO AT 23'-2" X 4'-0", A-5, A-9	YES	301.1 / 301.2	NEW FIXED GLASS STOREFRONT
G	THREE AT 31'-4" X 4'-0", A-5, A-9, A-11	YES	301.1 / 301.2	NEW FIXED GLASS STOREFRONT
H	TWO AT 32'-0" X 4'-0", A-5, A-11	YES	301.1 / 301.2	NEW FIXED GLASS STOREFRONT
J	8'-2" X 14'-5", A-4, 1/A-9, 4/A-9, 6/A-18 (USE CURTAIN WALL)	YES	301.1 / 301.2	NEW FIXED GLASS REP - USE "ALCLAD" 1" INSUL PANELS WHERE "COMPOSITE" PANELS ARE SHOWN
K	28'-0" X 14'-5", A-4, 1/A-9, 4/A-9, 6/A-18	YES	301.1 / 301.2	NEW FIXED GLASS REPLACEMENT - USE "ALCLAD" 1" INSULATING PANELS WHERE "COMPOSITE" PANELS ARE SHOWN - USE CURTAIN WALL AS SPEC.

WINDOW AND STOREFRONT REPLACEMENT NOTES	
1	REFERENCE EXISTING DRAWING FLOOR PLAN SHEETS 3, 4, 5 AND EXTERIOR ELEVATIONS 9, 10, 11, AND ALL DETAILS / SECTIONS
2	USE EXISTING WINDOW LITE CONFIGURATIONS EXCEPT AS NOTED AND DETAILS ON NEW SHEET 3
3	ALL GLASS BESIDE DOORS TO BE INSULATED IMPACT RESISTANT
4	REPAIR ALL DAMAGED OR DISTURBED CONSTRUCTION TO PRE-EXISTING CONDITION
5	PROVIDE ALL FLASHINGS AND SEALANT REQUIRED FOR A COMPLETE WEATHERTIGHT INSTALLATION
6	
7	
8	
9	
10	
11	
12	

No.	Date:	Revision

Hite associates
ARCHITECTURE / PLANNING / TECHNOLOGY
2600 Meridian Drive / Greenville, NC 27834 / tel (252) 757-0333

HITE ASSOCIATES, P.C. ARCHITECTURAL CORPORATION NORTH CAROLINA GREENVILLE

JAMES GRAY HITE REGISTERED ARCHITECT 4 18 SEAL 037834 GREENVILLE

Window & Door Replacement for
Beaufort Middle School
100 Carraway Dr. Beaufort, NC 28516
Carteret County Schools / North Carolina

Project No. 22408

Date: 25 MARCH 2024

Drawing no. A 301



A-1 COVER SHEET
A-1 SITE STAKING PLAN
A-2 SITE GRADING AND SOIL EROSION PLAN
A-3 COURTYARD STAKING PLAN
A-4 SITE DETAILS
A-5 COURTYARD PLANTING PLAN
A-6 SITE PLANTING PLAN
A-2 1/16" FLOOR PLAN
A-3 FLOOR PLAN - PARTIAL
A-4 FLOOR PLAN - PARTIAL
A-5 FLOOR PLAN - PARTIAL
A-6 FINISH SCHEDULE, DOOR SCHEDULE
A-7 DOOR DETAILS
A-8 ROOF PLAN, DETAILS
A-9 EXTERIOR ELEVATIONS
A-10 EXTERIOR ELEVATIONS
A-11 EXTERIOR ELEVATIONS
A-12 CROSS SECTIONS
A-13 CROSS SECTIONS
A-14 CROSS SECTIONS
A-15 CROSS SECTIONS
A-16 WALL SECTIONS
A-17 WALL SECTIONS
A-18 WALL SECTIONS
A-19 REFLECTED CEILING PLAN - PARTIAL
A-20 REFLECTED CEILING PLAN - PARTIAL
A-21 REFLECTED CEILING PLAN - PARTIAL
A-22 [illegible] TOILET PLANS
A-23 1/4" KITCHEN AND HOME ECONOMICS PLAN
A-24 1/4" CLASSROOM PLANS
A-25 1/4" MEDIA CENTER PLAN

FOUNDATION PLAN - PARTIAL
FOUNDATION PLAN - PARTIAL
FOUNDATION PLAN - PARTIAL
ROOF FRAMING PLAN - PARTIAL
ROOF FRAMING PLAN - PARTIAL
ROOF FRAMING PLAN - PARTIAL
GYM ROOF FRAMING PLAN
MECHANICAL LOFT FRAMING PLAN, DETAILS
S-10 STRUCTURAL DETAILS
S-11 TRUSS ELEVATIONS, DETAILS
S-12 FOUNDATION DETAILS
S-13 COLUMN SCHEDULE, MISCELLANEOUS DETAILS
S-14 BORING LOG

P-1 SITE PLAN DETAILS
P-2 1/16" PLUMBING PLAN
P-3 PLUMBING PLANS, PARTIAL
P-4 PLUMBING PLANS, PARTIAL
P-5 PIPING DIAGRAMS
P-6 PIPING DIAGRAMS
P-7 PIPING DIAGRAMS
P-8 MISCELLANEOUS DETAILS

M-1 MECHANICAL PLAN - PARTIAL
M-2 MECHANICAL PLAN - PARTIAL
M-3 MECHANICAL PLAN - PARTIAL
M-4 MECHANICAL LOFT PLAN
M-5 BUILDING CROSS SECTIONS
M-6 BUILDING CROSS SECTIONS
M-7 PIPING DIAGRAMS
M-8 SCHEDULES

E-1 SITE PLAN, SCHEDULES
E-2 ELECTRICAL PLAN - PARTIAL
E-3 ELECTRICAL PLAN - PARTIAL
E-4 ELECTRICAL PLAN - PARTIAL
E-5 SIGNAL PLAN
E-6 [illegible] PLAN, SCHEDULE
E-7 [illegible] SWITCHBOARD SCHEDULE
E-8 [illegible] SCHEDULE

Window Replacement for BEAUFORT MIDDLE SCHOOL

100 Carraway Drive Beaufort, NC 28516

CARTERET COUNTY SCHOOLS

April 1, 2024

Carteret County Board of Education Beaufort, N.C.
Charles M. Hill Chairman
T.L. Lee Superintendent

BALLARD, McKIM & SAWYER, ARCHITECTS
[illegible]
WILMINGTON, N.C. [illegible]

Beaufort Middle School

HITE ASSOCIATES, P.C.
REGISTERED ARCHITECTURAL CORPORATION
CERTIFICATE NUMBER 418
STATE OF NORTH CAROLINA
GREENVILLE

JAMES GRAY HITE
REGISTERED ARCHITECT
3754
STATE OF NORTH CAROLINA
GREENVILLE

Hite associates

ARCHITECTURE / PLANNING / TECHNOLOGY

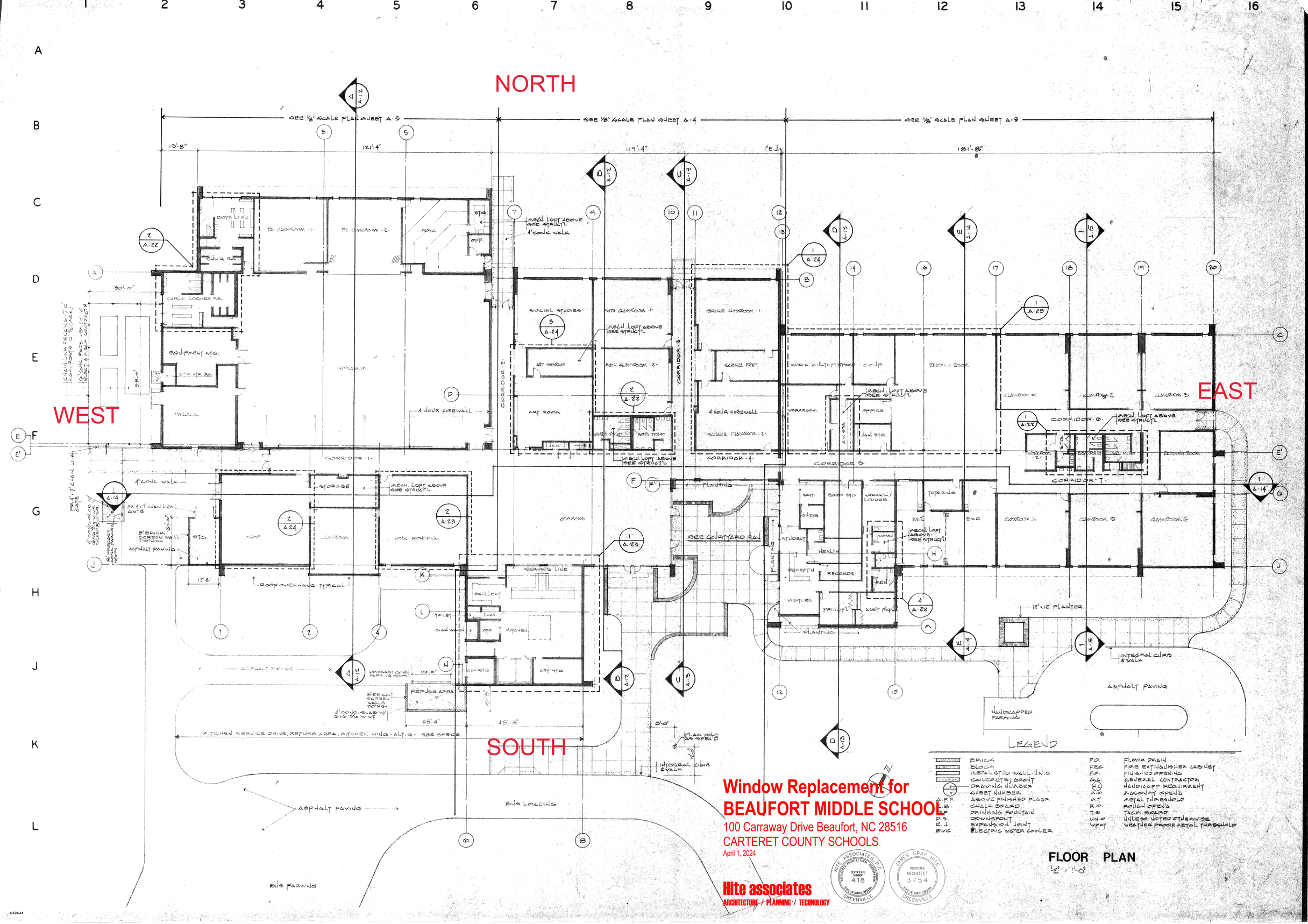

Window Replacement for
BEAUFORT MIDDLE SCHOOL
100 Carraway Drive Beaufort, NC 28516
CARTERET COUNTY SCHOOLS
April 1, 2024

Hite associates
ARCHITECTURE / PLANNING / TECHNOLOGY

HITE ASSOCIATES, P.C. REGISTERED ARCHITECTURE CORPORATION CERTIFICATE NUMBER 418 STATE OF NORTH CAROLINA GREENVILLE

JAMES GRAY HITE REGISTERED ARCHITECT 3754 STATE OF NORTH CAROLINA GREENVILLE

BALLARD McKIM AND SAWYER AIA ARCHITECTS
612 S. 17th STREET
P.O. BOX 3667
WILMINGTON, N.C. 28406
919-762-2621

BEAUFORT MIDDLE SCHOOL
Carteret County Board of Education
Beaufort, North Carolina

JOB NUMBER
DRAWN BY J. SAWYER A. GRENELL
CHECKED BY JRS
DATE 5/13/79
REVISIONS

SHEET NUMBER
A-2
OF

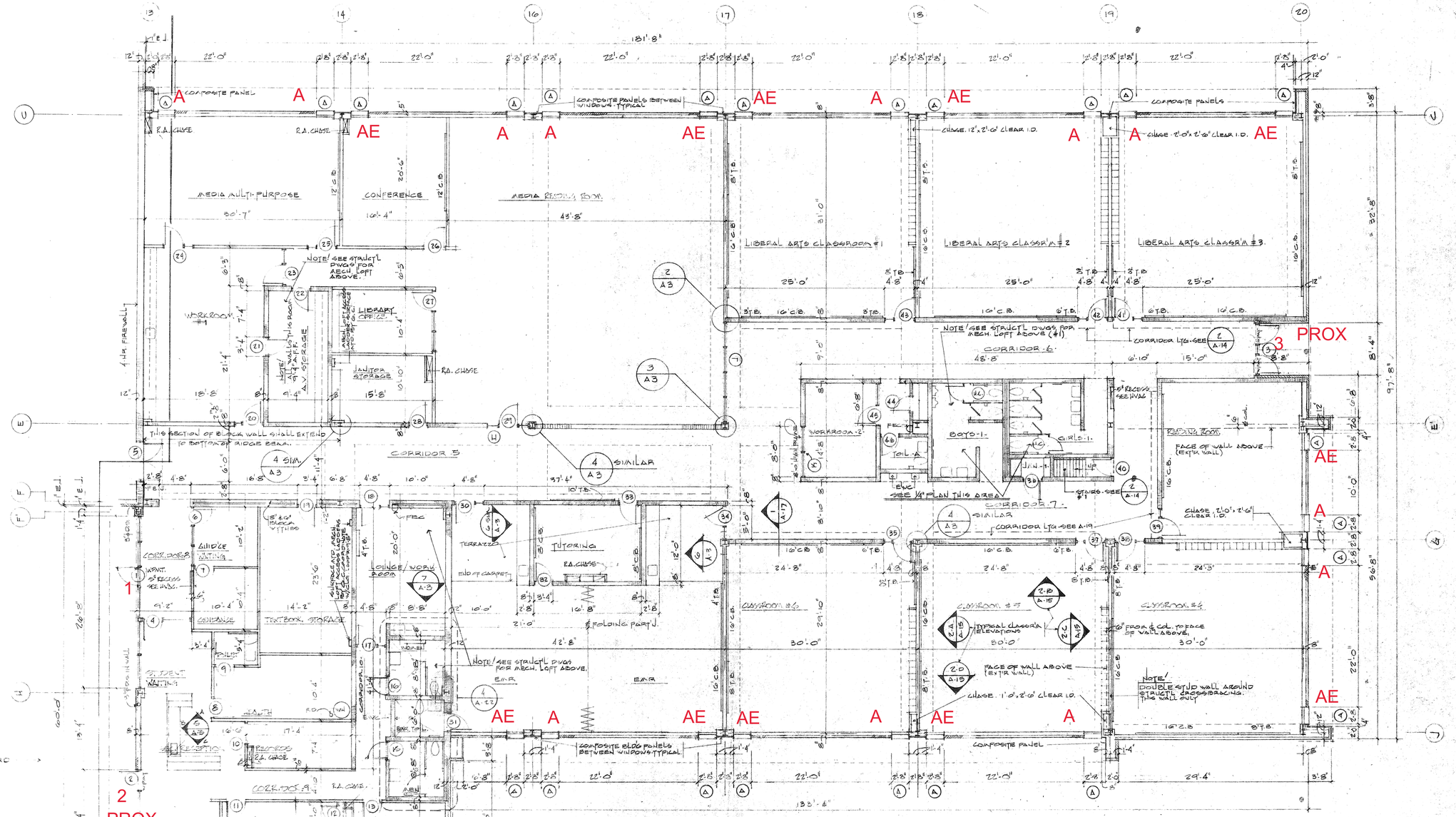

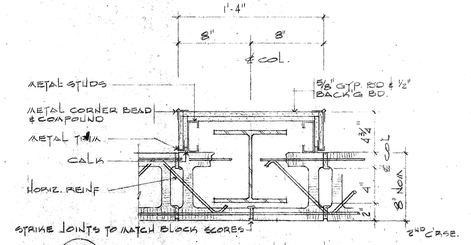

1 A3 CORRIDOR WALL FURR'G
SCALE - 1½"=1'-0"



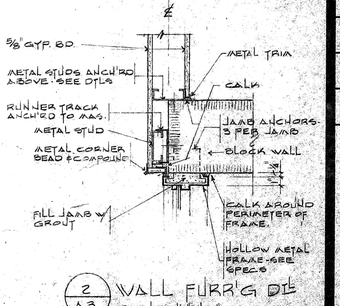

2 A3 WALL FURR'G DTL
SCALE - ½"=1'-0"

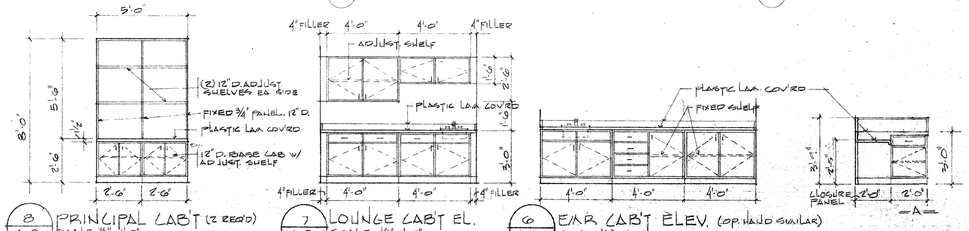

8 A3 PRINCIPAL CAB'T (2 REQ'D) SCALE - ½"=1'-0"
7 A3 LOUNGE CAB'T EL. SCALE - ¼"=1'-0"
6 A3 E.M.R. CAB'T ELEV. (OPP. HAND SIMILAR) SCALE - ¼"=1'-0"
5 A3 SECRETARY / REC'PTN CAB'TS SCALE - ¼"=1'-0"

1 A3 FLOOR PLAN
SCALE - 1/8"=1'-0"

Window Replacement for
BEAUFORT MIDDLE SCHOOL
100 Carraway Drive Beaufort, NC 28516
CARTERET COUNTY SCHOOLS
April 1, 2024 BLOCK SCORES

Hite associates
ARCHITECTURE / PLANNING / TECHNOLOGY

HITE ASSOCIATES, P.A. ARCHITECTURE CORPORATE CERTIFICATE NUMBER 418 STATE OF NORTH CAROLINA GREENVILLE
JAMES GRAY HITE REGISTERED ARCHITECT 3754 STATE OF NORTH CAROLINA GREENVILLE

BALLARD McKIM AND SAWYER AIA ARCHITECTS
612 S. 17th STREET
P.O. BOX 3667
WILMINGTON,
N.C. 28406
919-762-2621

BEAUFORT MIDDLE SCHOOL
Carteret County Board of Education
Beaufort, North Carolina

JOB NUMBER
DRAWN BY J. SOYRES A. WRIGHT
CHECKED BY JLRS
DATE 3/13/24
REVISIONS

SHEET NUMBER
A-3

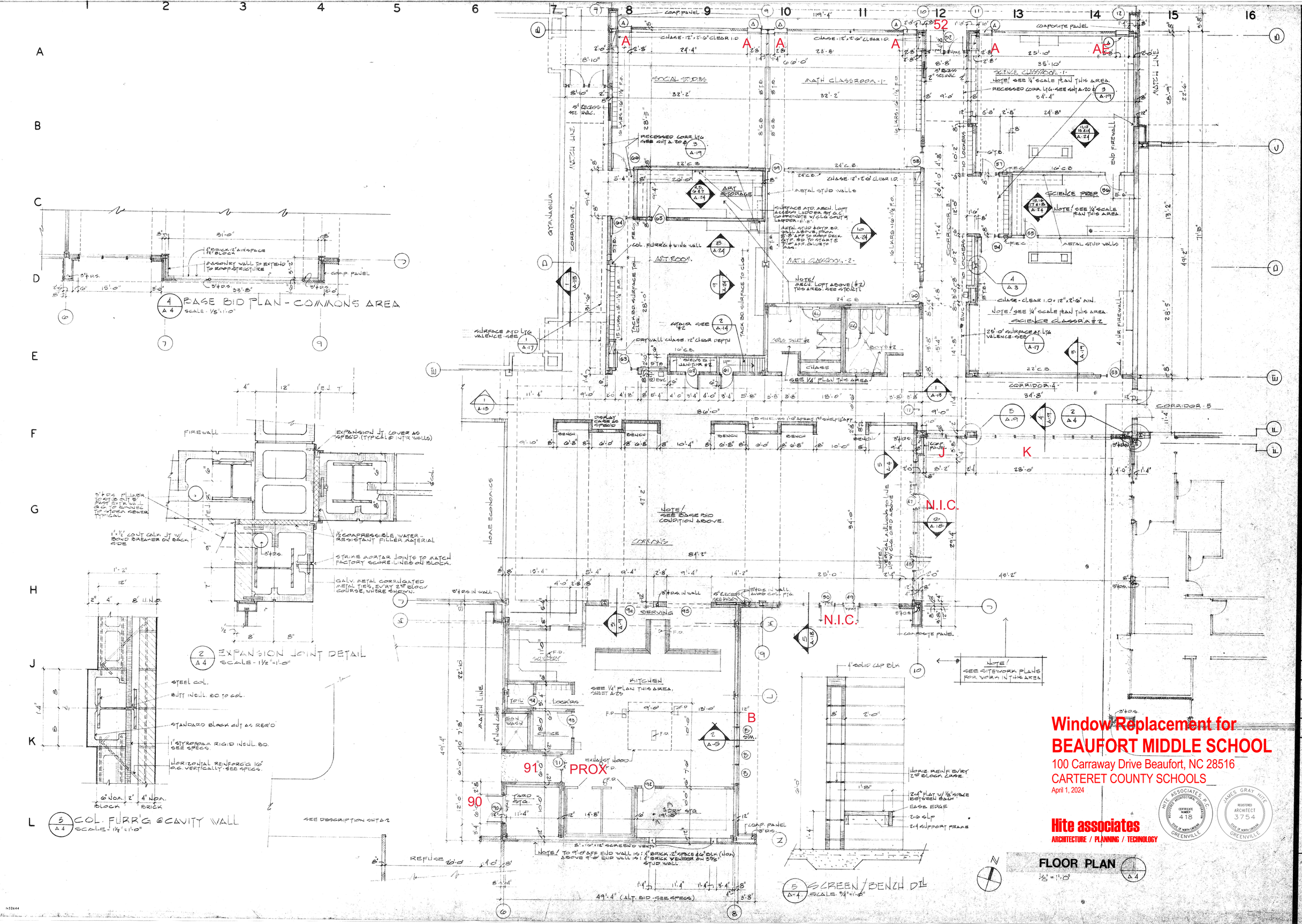

FLOOR PLAN
1/8" = 1'-0"

Window Replacement for
BEAUFORT MIDDLE SCHOOL
100 Carraway Drive Beaufort, NC 28516
CARTERET COUNTY SCHOOLS
April 1, 2024

Hite associates
ARCHITECTURE / PLANNING / TECHNOLOGY

HITE ASSOCIATES, P.C. — REGISTERED ARCHITECTURAL CORPORATION — CERTIFICATE NUMBER 418 — STATE OF NORTH CAROLINA — GREENVILLE

JAMES GRAY HITE — REGISTERED ARCHITECT — 3754 — STATE OF NORTH CAROLINA — GREENVILLE

BALLARD McKIM AND SAWYER AIA ARCHITECTS
612 S. 17th STREET
P.O. BOX 3667
WILMINGTON, N.C. 28406
919-762-2621

BEAUFORT MIDDLE SCHOOL
Carteret County Board of Education
Beaufort North Carolina

JOB NUMBER
DRAWN BY
CHECKED BY JBS
DATE 5/13/79
REVISIONS

SHEET NUMBER
A-4
OF

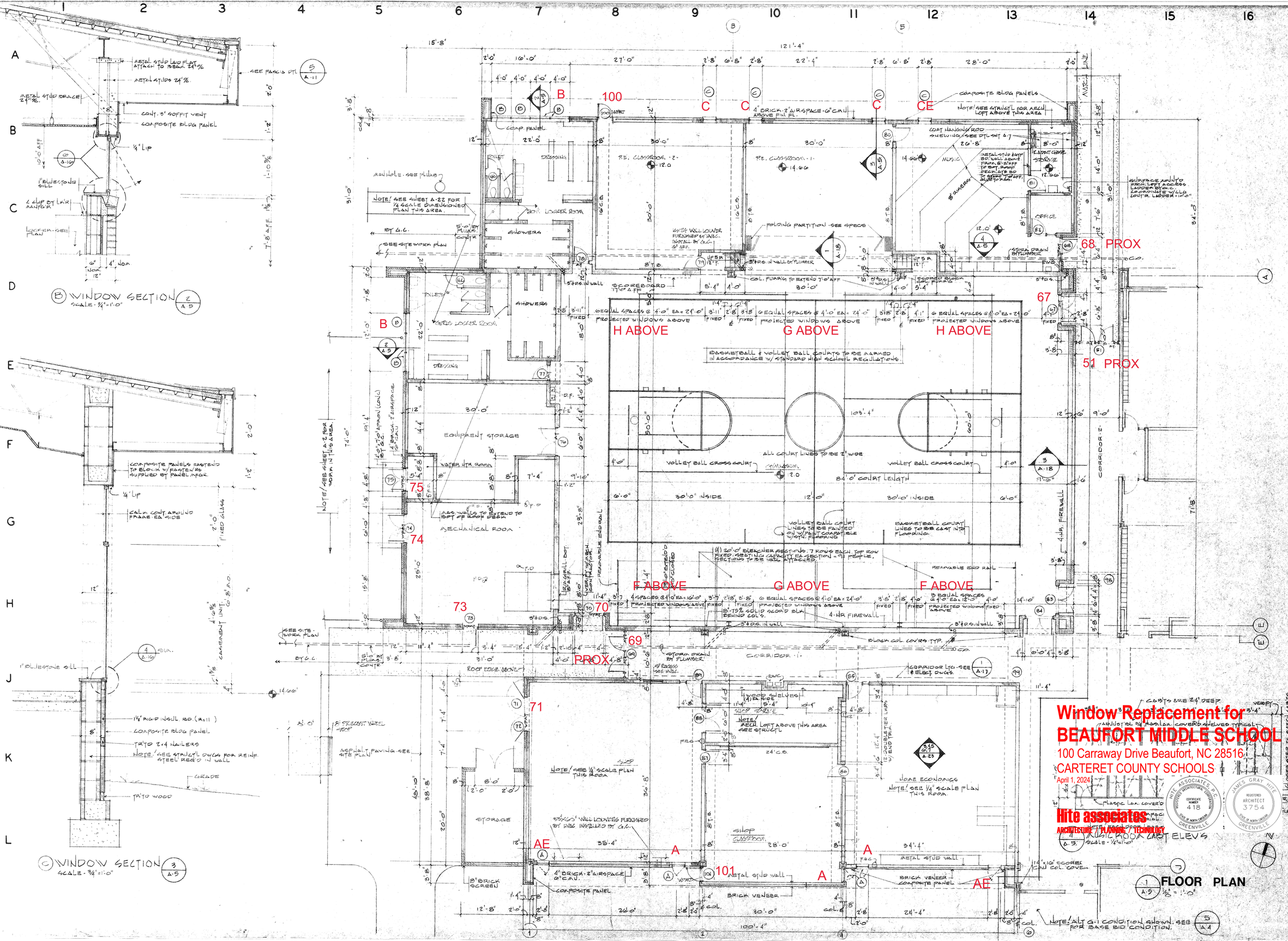

BALLARD McKIM AND SAWYER AIA ARCHITECTS
612 S. 17th STREET
P.O. BOX 3667
WILMINGTON,
N.C. 28406
919 · 762 · 2621

BEAUFORT MIDDLE SCHOOL

Carteret County Board of Education
Beaufort, North Carolina

Window Replacement for
BEAUFORT MIDDLE SCHOOL
100 Carraway Drive Beaufort, NC 28516
CARTERET COUNTY SCHOOLS
April 1, 2024

Hite associates
ARCHITECTURE / PLANNING / TECHNOLOGY

HITE ASSOCIATES, P.C. REGISTERED ARCHITECTURE CORPORATION CERTIFICATE NUMBER 418 STATE OF NORTH CAROLINA GREENVILLE
JAMES GRAY HITE REGISTERED ARCHITECT 3754 STATE OF NORTH CAROLINA GREENVILLE

JOB NUMBER
DRAWN BY J. SCHEIBEL
CHECKED BY JBG
DATE 5/15/17
REVISIONS

SHEET NUMBER
A-5
OF

N52644

BEAUFORT MIDDLE SCHOOL

Door Schedule

No.	Door Size	Door Type	Door Hdwr	Frame Mat	Frame Type	Remarks
1	3'0" x 7'3" x 1-3/4"	1	H-1	HM	O	VERIFY DOOR HT.
2	3'0" x 7'3" x 1-3/4"	1	H-1	HM	P	VERIFY DOOR HT.
3	(2)3'0" x 6'10" x 1-3/4"	3	H-2(ea)	HM	M	
4	3'0" x 6'10" x 1-3/4"	1	H-3	HM	G	
5	pr 2'10" x 6'10" x 1-3/4"	2	H-4	HM	A	"B" label door and frame
6	3'0" x 6'10" x 1-3/4"	2	H-3	HM	F	
7	3'0" x 6'10" x 1-3/4"	2	H-3	HM	C	
8	3'0" x 6'10" x 1-3/4"	2	H-3	HM	C	
9	3'0" x 6'10" x 1-3/4"	2	H-5	HM	C	
10	3'0" x 6'10" x 1-3/4"	2	H-3	HM	C	
11	3'0" x 6'10" x 1-3/4"	2	H-3	HM	C	
12	2'6" x 6'10" x 1-3/4"	2	H-3	HM	C	
13	3'0" x 6'10" x 1-3/4"	2	H-3	HM	C	
14	2'6" x 6'10" x 1-3/4"	2	H-3	HM	C	
15	3'0" x 6'10" x 1-3/4"	2	H-6	HM	C	UNDERCUT 1/2"
16	3'0" x 6'10" x 1-3/4"	4	H-6	HM	C	UNDERCUT 1/2"
17	3'0" x 6'10" x 1-3/4"	2	H-3	HM	E	
18	3'0" x 6'10" x 1-3/4"	2	H-3	HM	D	
19	3'0" x 6'10" x 1-3/4"	2	H-3	HM	C	
20	3'0" x 6'10" x 1-3/4"	2	H-3	HM	D	
21	3'0" x 6'10" x 1-3/4"	2	H-3	HM	C	
22	3'0" x 6'10" x 1-3/4"	2	H-3	HM	C	
23	3'0" x 6'10" x 1-3/4"	2	H-3	HM	E	
24	3'0" x 6'10" x 1-3/4"	2	H-7	HM	D	
25	3'0" x 6'10" x 1-3/4"	2	H-7	HM	D	
26	3'0" x 6'10" x 1-3/4"	2	H-7	HM	C	
27	3'0" x 6'10" x 1-3/4"	2	H-3	HM	F	
28	3'0" x 6'10" x 1-3/4"	2	H-8	HM	C	6X26 LOUVER HIGH & LOW
29	3'0" x 6'10" x 1-3/4"	2	H-7	HM	H	
30	3'0" x 6'10" x 1-3/4"	2	H-7	HM	D	
31	3'0" x 6'10" x 1-3/4"	2	H-5	HM	C	UNDERCUT 1/2"
32	3'0" x 6'10" x 1-3/4"	2	H-7	HM	C	
33	3'0" x 6'10" x 1-3/4"	2	H-7	HM	C	
34	3'0" x 6'10" x 1-3/4"	2	H-7	HM	D	
35	3'0" x 6'10" x 1-3/4"	2	H-7	HM	D	
36	3'0" x 6'10" x 1-3/4"	2	H-8	HM	C	6X26 LOUVER HIGH & LOW
37	3'0" x 6'10" x 1-3/4"	2	H-7	HM	D	
38	3'0" x 6'10" x 1-3/4"	2	H-7	HM	D	
39	3'0" x 6'10" x 1-3/4"	2	H-7	HM	D	
40	2'8" x 6'10" x 1-3/4"	2	H-8	HM	C	
41	3'0" x 6'10" x 1-3/4"	2	H-7	HM	D	
42	3'0" x 6'10" x 1-3/4"	2	H-7	HM	D	
43	3'0" x 6'10" x 1-3/4"	2	H-7	HM	D	
44	2'4" x 6'10" x 1-3/4"	2	H-3	HM	C	
45	3'0" x 6'10" x 1-3/4"	2	H-3	HM	E	
46	3'0" x 6'10" x 1-3/4"	2	H-3	HM	C	UNDERCUT 1/2"
47	3'0" x 7'3" x 1-3/4"	1	H-2	HM	Q	VERIFY DOOR HT.
48	3'0" x 7'3" x 1-3/4"	1	H-2	HM	Q	VERIFY DOOR HT.
49	3'0" x 7'3" x 1-3/4"	1	H-2	HM	R	VERIFY DOOR HT.
50	3'0" x 7'3" x 1-3/4"	1	H-2	HM	R	VERIFY DOOR HT.
51	(2)3'0" x 6'10" x 1-3/4"	3	H-2(ea)	HM	B	
52	(2)3'0" x 6'10" x 1-3/4"	3	H-2(ea)	HM	B	
53	3'0" x 6'10" x 1-3/4"	2	H-7	HM	D	
54	3'0" x 6'10" x 1-3/4"	2	H-7	HM	D	
55	3'0" x 6'10" x 1-3/4"	2	H-3	HM	C	
56	3'0" x 6'10" x 1-3/4"	2	H-3	HM	C	
57	3'0" x 6'10" x 1-3/4"	2	H-7	HM	D	
58	3'0" x 6'10" x 1-3/4"	2	H-7	HM	D	
59	3'0" x 6'10" x 1-3/4"	2	H-7	HM	C	
60	3'0" x 6'10" x 1-3/4"	2	H-7	HM	D	
61	3'0" x 6'10" x 1-3/4"	2	H-8	HM	C	
62	3'0" x 6'10" x 1-3/4"	2	H-8	HM	C	
63	3'0" x 6'10" x 1-3/4"	2	H-7	HM	D	
64	3'0" x 6'10" x 1-3/4"	2	H-7	HM	D	
65	3'0" x 6'10" x 1-3/4"	2	H-3	HM	C	
66	3'0" x 6'10" x 1-3/4"	2	H-7	HM	D	
67	pr 2'10" x 6'10" x 1-3/4"	3	H-12	HM	A	'B' LABEL ASSEMBLY
68	3'0" x 6'10" x 1-3/4"	2	H-7	HM	L	
69	(2)3'0" x 6'10" x 1-3/4"	3	H-2(ea)	HM	N	
70	pr 2'10" x 6'10" x 1-3/4"	3	H-12	HM	C	'B' LABEL ASSEMBLY
71	4'10" x 6'10" x 1-3/4"	6	H-9	HM	A	
72	3'0" x 6'10" x 1-3/4"	6	SEE REMARKS	HM	SEE REMARKS	This door is in same frame with door #71
73	3'0" x 6'10" x 1-3/4"	5	H-8	HM	C	
74	pr 2'10"x 6'10" x 1-3/4"	5	H-9	HM	A	
75	pr 2'2" x 6'10" x 1-3/4"	6	H-9	HM	A	16X20 LOUVER HIGH & LOW ONE LEAF
76	pr 2'10" x 6'10" x 1-3/4"	2	H-11	HM	A	
77	3'0" x 6'10" x 1-3/4"	2	H-6	HM	C	UNDERCUT 1/2"
78	3'0" x 6'10" x 1-3/4"	2	H-6	HM	C	UNDERCUT 1/2"
79	3'0" x 6'10" x 1-3/4"	3	H-7	HM	C	
80	3'0" x 6'10" x 1-3/4"	2	H-7	HM	C	
81	3'0" x 6'10" x 1-3/4"	2	H-3	HM	C	
82	3'0" x 6'10" x 1-3/4"	2	H-3	HM	E	
83	pr 2'10" x 6'10" x 1-3/4"	4	H-12	HM	A	B label doors and frames
84	pr 2'10" x 6'10" x 1-3/4"	4	H-12	HM	A	B label doors and frames
85	3'0" x 6'10" x 1-3/4"	2	H-7	HM	D	
86	3'0" x 6'10" x 1-3/4"	2	H-7	HM	C	
87	3'0" x 6'10" x 1-3/4"	2	H-7	HM	C	
88	pr 2'10" x 6'10" x 1-3/4"	2	H-11	HM	A	
89	3'0" x 6'10" x 1-3/4"	2	H-7	HM	D	
90	pr 2'10" x 6'10" x 1-3/4"	5	H-9	HM	A	INSECT SCREEN ON BACKSIDE OF DOOR, FULL HEIGHT & WIDTH OF LOUVER SECTION.
91	3'0" x 6'10" x 1-3/4"	2	H-10	HM	L	
92	3'0" x 6'10" x 1-3/4"	2	H-3	HM	C	
93	3'0" x 6'10" x 1-3/4"	2	H-3	HM	E	
94	2'8" x 6'10" x 1-3/4"	2	H-5	HM	C	UNDERCUT 1/2"
95	9'4" x 7'11" opening	7		Steel L	7	
96	9'4" x 7'11" opening	7		Steel L	7	
97	11'4" x 10'0" opening	8		Alum track	6	
98	9'0" x 10'0" opening	8		Alum track	6	
99	10'6" x 8'0" opening	8		Alum track	6	

FINISH SCHEDULE

Area	Floor	Base	Walls North	Walls South	Walls East	Walls West	Ceiling material	Ceiling hgt.	Remarks
Liberal Arts CR #1	Carpet	Rubber	VGB	SMB	VGB	VGB	AT	Varies	
Liberal Arts CR #2	Carpet	Rubber	VGB	SMB	VGB	VGB	AT	Varies	
Liberal Arts CR #3	Carpet	Rubber	VGB	SMB	VGB	VGB	AT	Varies	
Reading Room	Carpet	Rubber	SMB	VGB	VGB	SMB	AT	Varies	
Liberal Arts CR #4	Carpet	Rubber	VGB	VGB	VGB	VGB	AT	Varies	
Liberal Arts CR #5	Carpet	Rubber	SMB	VGB	VGB	VGB	AT	Varies	
Liberal Arts CR #6	Carpet	Rubber	SMB	VGB	VGB	VGB	AT	Varies	
EMR Classroom	See plan	Rubber	SMB	VGB	VGB	SMB	AT	8'0"	
EMR Tutoring	Carpet	Rubber	SMB	SMB	SMB	SMB	AT	8'0"	
Corridor 5	Terrazzo	None	SMB	SMB		SMB	AT 1-hr rated	Varies	Epoxy coating on mas. walls
Corridor 6	Terrazzo	None	SMB	SMB		Glass	AT 1-hr rated	Varies	Epoxy coating on mas. walls
Corridor 7	Terrazzo	None	SMB	SMB	SMB	SMB	AT 1-hr rated	Varies	Epoxy coating on mas. walls
Workroom #2	Carpet	Rubber	SMB	SMB	SMB	SMB	AT	8'0"	
Faculty Toilet "A"	Ceramic Tile	CT	SMB	SMB	SMB	SMB	AT	8'0"	Epoxy coating on mas. walls
Boys Toilet #1	Ceramic Tile	CT	CT	CT	CT	CT	Epoxy on Conc	8'0"	See 1/4" plan
Girls Toilet #1	Ceramic Tile	CT	CT	CT	CT	CT	Epoxy on Conc	8'0	See 1/4" plan
Janitor #1	Conc. w/sealer	None	MB	MB	MB	MB	Conc	8'0"	See 1/4" plan
Stairs #1	Conc. w/sealer	None	MB	MB		MB	Exposed struc		
Media Reading Room	Carpet	Rubber	VGB	Glass	VGB	VGB	AT	Varies	
Library Office	Carpet	Rubber	VGB	VGB	Glass	SMB	AT	8'0"	
Janitor Storage	VAT	Rubber	VGB	SMB	VGB	SMB	Exposed Structure		
A.V. Storage	VAT	None	SMB	SMB	SMB	SMB	AT	8'0"	See 1/4" plan
Workroom #1	VAT	Rubber	VGB	SMB	SMB	SMB	AT	8'0"	See 1/4" plan
Media Multipurpose	Carpet	Rubber	VGB	VGB	VGB	SMB	AT	8'0"	
Conference	Carpet	Rubber	VGB	VGB	VGB	VGB	AT	8'0"	
Corridor #8	Terrazzo	Rubber		Glass	VGB	SMB	GB 1 hr rated	7'11"	
Guidance Waiting	Carpet	Rubber	SMB	VGB	VGB	Glass	AT	7'11"	
Guidance	Carpet	Rubber	VGB	VGB	VGB	VGB	AT	7'11"	
Text Book Storage	VAT	Rubber	SMB	VGB	SMB	VGB	AT	7'11"	
Lounge & Workroom	Carpet	Rubber	SMB	SMB	SMB	SMB	AT	7'11"	
Student Waiting	Carpet	Rubber	Glass	Millwork	VGB	SMB	AT	7'11"	
Secretary/Reception	Carpet	Rubber	Millwork	Millwork	VGB	VGB	AT	7'11"	
Visitors Waiting	Carpet	Rubber	Millwork	VGB	VGB	SMB	AT	7'11"	
Health	VAT	Rubber	VGB	VGB	SMB	VGB	AT	7'11"	
Toilet (Health)	VAT	Rubber	VGB	VGB	VGB	VGB	AT	7'11"	
Records	VAT	Rubber	VGB	VGB	SMB	VGB	GB 2 layers	7'11"	Walls to have 2 layers GB - outer layer veneered
Corridor 9	Carpet	Rubber	VGB	VGB	SMB		AT	7'11"	
Corridor 10	Carpet	Rubber		VGB	SMB	SMB	AT	7'11"	
Principal	Carpet	Rubber	VGB	VGB	VGB	VGB	AT	7'11"	
Assistant Principal	Carpet	Rubber	VGB	VGB	VGB	VGB	AT	7'11"	
Mens Toilet	CT	CT	SMB	SMB	SMB	SMB	AT	7'11"	See 1/4" plan Epoxy coating on walls
EMR Toilet	CT	CT	SMB	SMB	SMB	SMB	AT	7'11"	See 1/4" plan Epoxy coating on walls
Womens Toilet	CT	CT	SMB	SMB	SMB	SMB	AT	7'11"	See 1/4" plan Epoxy coating on walls
Science Classroom #1	VAT	Rubber	VGB	VGB	VGB	SMB	AT	Varies	See 1/4" plan
Science Prep	VAT	Rubber	VGB	VGB	SMB	SMB	AT	8'0"	See 1/4" plan
Science Classrom #2	VAT	Rubber	VGB	SMB	SMB	SMB	AT	Varies	See 1/4" plan
Corridor 4	Terrazzo	None	SMB	SMB	SMB		AT 1 hr rated	Varies	
Corridor 3	Terrazzo	None			SMB	SMB	AT 1 hr rated	Varies	
Math Classroom #1	Carpet	Rubber	VGB	VGB	SMB	VGB	AT	Varies	
Math Classroom #2	Carpet	Rubber	VGB	SMB	SMB	VGB	AT	Varies	
Boys Toilet #2	CT	CT	CT	CT	CT	CT	Epoxy on conc	8'0"	See 1/4" plan
Girls Toilet #2	CT	CT	CT	CT	CT	CT	Epoxy on conc	8'0	See 1/4" plan
Janitor #2	Conc w/sealer	None	MB	MB	MB	MB	Exposed struc		Epoxy coating on walls
Art Room	VAT	Rubber	SMB	SMB	VGB	SMB	AT	Varies	
Art Storage	VAT	Rubber	SMB	SMB	SMB	SMB	AT	8'0"	See 1/4" plan
Social Studies	Carpet	Rubber	VGB	SMB	VGB	SMB	AT	Varies	
Commons	Terrazzo	None	SMB	SMB	SMB	SMB	AT 1 hr rated	Varies	
Staire #2	Conc w/sealer	None	MB	MB	MB	MB	Exposed struc		
Kitchen	QT	QT	MB	MB	MB	MB	WRGB	7'11"	Concave round mas joints Epoxy coating on walls
Scullery	QT	QT	MB	MB	MB	MB	WRGB	7'11"	Concave round mas joints Epoxy coating on walls
Office (kitchen)	QT	QT	MB	MB	MB	MB	AT	7'11"	
Toilet (Kitchen)	CT	CT	MB	MB	MB	MB	AT	7'11"	Epoxy coating on walls
Lockers	CT	CT	MB	MB	MB	MB	AT	7'11"	Epoxy coating on walls
Can Wash	Conc w/sealer	None	Face Brick	Face Brick	Face Brick		Ext. SB	8'0"	
Yard Storage	Conc w/sealer	None	MB	MB	MB	MB	Exposed struc.		
Freezer Cooler area	Conc w/sealer	None		MB	MB	MB	WRGB	7'11"	
Dry Storage	QT	QT	MB	MB	MB	MB	AT	7'11"	Epoxy coating on walls
Corridor #2	Terrazzo	None			SMB	SMB	AT 1 hr rated	Varies	Epoxy coating on mas walls
Corridor #1	Terrazzo	None	SMB	SMB			AT 1 hr rated	Varies	Epoxy coating on mas walls
Home Economics	VAT	Rubber	SMB	VGB	SMB	SMB	AT	Varies	See 1/4" plan
Shop Classroom	VAT	Rubber	SMB	VGB	SMB	SMB	AT	Varies	
Shop Storage	Conc w/sealer	None	MB	MB	MB	MB	Exposed struc. Painted		
Shop	Conc w/sealer	None	MB	MB	MB	MB	Exposed struc. Painted		Epoxy wainscot to 7'0" AFF See 1/4" plan
Mechanical Room	Conc w/sealer	None	MB	MB	MB	MB	Exposed struc. Painted		
Equipment Storage	Conc w/sealer	None	MB	MB	MB	MB	Exposed struc. Painted		
Girls Dressing Room	CT	CT	SMB	SMB	SMB	SMB	WRGB	10'0"	Epoxy coating on mas walls See 1/4" plan
Girls Toilet Room	CT	CT	CT	CT	CT	CT	WRGB	10'0"	See 1/4" plan
Girls Shower Room	CT	CT	CT	CT	CT	CT	WRGB		See 1/4" plan Epoxy coating on walls
Boys Dressing Room	CT	CT	SMB	SMB	SMB	SMB	WRGB		See 1/4" plan
Boys Toilet Room	CT	CT	CT	CT	CT	CT	WRGB		See 1/4" plan
Boys Shower Room	CT	CT	CT	CT	CT	CT	WRGB		See 1/4" plan
PE Classrom #2	VAT	Rubber	SMB	SMB	SMB	SMB	AT		
PE Classrom #1	VAT	Rubber	SMB	Operable Walls	SMB	SMB	AT		
Music Room	Carpet	Rubber	SMB	SMB	SMB	SMB	AT		
Storage (music)	Carpet	Rubber	SMB	SMB	SMB	SMB	AT		
Office (Music)	Carpet	Rubber	SMB	SMB	SMB	SMB	AT		
Gymnasium	Monolithic Syn.	None	SMB	SMB	SMB	SMB			Epoxy wainscot to 7'0" AFF
Mechanical Loft #1 & #2	Conc w/sealer	None	gyp bd	gyp bd	gyp bd				Epoxy coating on walls to 8'0" AFF
WATER HEATER ROOM	CONC. W/SEALER	NONE	A/D	A/D	A/D	A/D			2-HR RATED WALLS.

ABBREVIATION LEGEND

CT	CERAMIC TILE	A/D	MASONRY BLOCK
VAT	VINYL ASBESTOS TILE	WRGB	WATER RESISTANT GYP. BOARD
QT	QUARRY TILE	EXT.SB	EXTERIOR SOFFIT BOARD
CONC.	CONCRETE	GYP. BD.	GYPSUM BOARD
SYN.	SYNTHETIC	G.B.	GYPSUM BOARD
VG&B	VENEERED GYP BOARD	AT	ACOUSTICAL TILE
	GB&B SPECIFICATIONS	MAS.	MASONRY
S.A.B	SCORED MASONRY BLOCK	STRUC.	STRUCTURE

Window Replacement for BEAUFORT MIDDLE SCHOOL
100 Carraway Drive Beaufort, NC 28516
CARTERET COUNTY SCHOOLS
April 1, 2024
Hite Associates Architecture PA

SHEET NUMBER A6 OF
REVISIONS
DATE 5/15/75
CHECKED BY JBS
DRAWN BY JK GRAY LL
JOB NUMBER

BEAUFORT MIDDLE SCHOOL
Carteret County Board of Education
Beaufort, North Carolina

BALLARD McKIM AND SAWYER A/A ARCHITECTS
612 S. 17th STREET P.O. BOX 3867 WILMINGTON N.C. 28402 919-762-2621



6 / A-7 LOCKER BASE DTL
SCALE - 1"=1'-0"

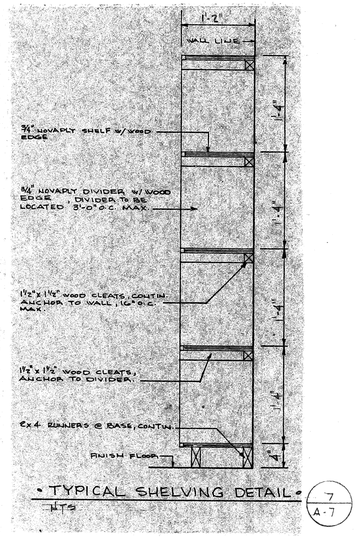

• TYPICAL SHELVING DETAIL •
HTS

7 / A-7

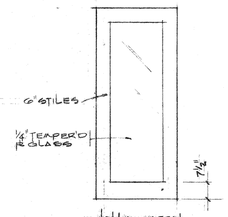

HOLLOW METAL FULL GLAZED.
— 1 —

SOLID CORE FLUSH WOOD DOOR
— 2 —

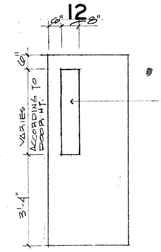

HOLLOW METAL
— 3 —

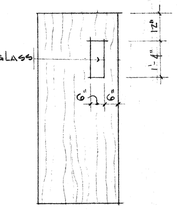

SOLID CORE, FLUSH WOOD DOOR
— 4 —

HOLLOW METAL DOORS FULL LOUVERED
— 5 —



HOLLOW METAL DOOR FLUSH.
— 6 —



PUSH-UP (MANUAL) JAMB MOUNTED SERVICE DOOR. PROVIDE METED LOCK.
— 7 —
SCALE - ¼"=1'-0"

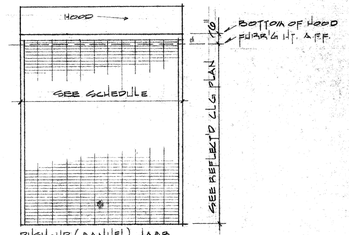

PUSH-UP (MANUAL) JAMB MOUNTED ROLLING GRILL PROVIDE METED LOCK
— 8 —
SCALE - ¼"=1'-0"

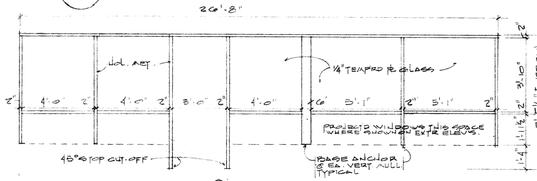

— O —

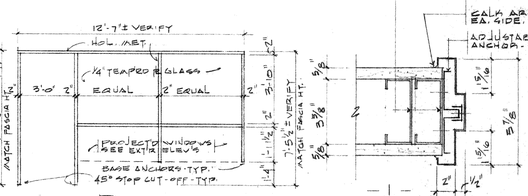

— P —

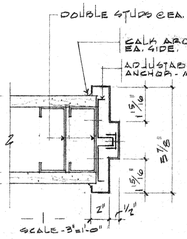

— 1 —
SCALE - 3"=1'-0"

1 / A-7 DOOR TYPES
SCALE - 3/8"=1'-0" (U.N.O.)
NOTE! SEE DOOR SCHEDULES FOR DOOR SIZES.

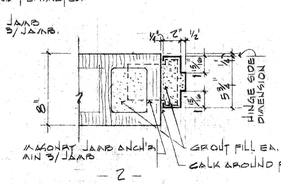

— 2 —

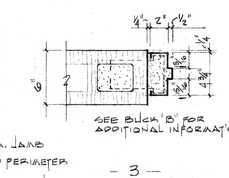

— 3 —

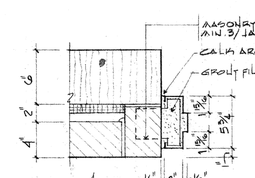

— 4 —

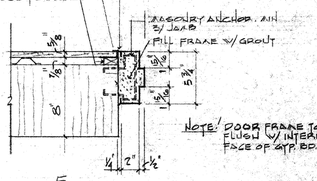

NOTE! DOOR FRAME TO BE FLUSH W/ INTERIOR FACE OF GYP. BD.

— 5 —

3 / A-7 DOOR BUCK DTLS
SCALE - 1½"=1'-0" U.N.O.
NOTE! REINFORCE ALL FRAMES & HINGES, CLOSERS & STRIKES W/ ¼" STEEL PL.

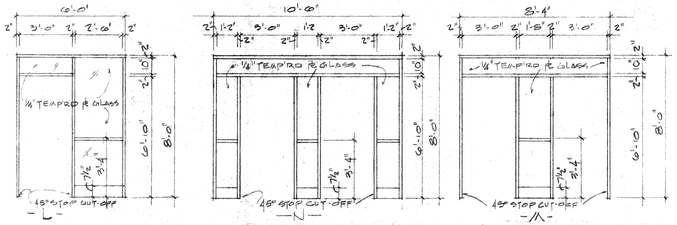

— L — — N — — M —

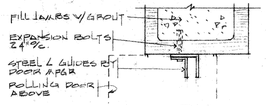

— 7 —

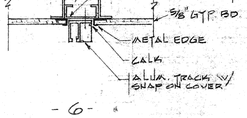

— 6 —

NOTE! SURFACE MOUNT TRACK TO MASONRY WALLS.

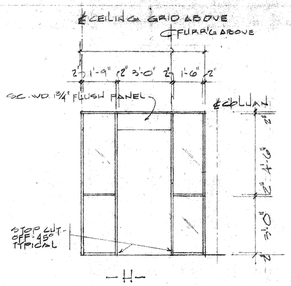

— H —

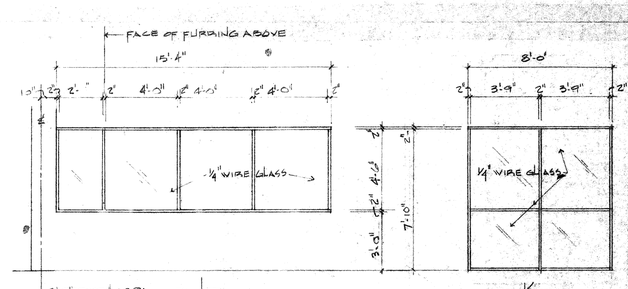

— J — — K —

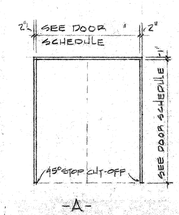

— A —

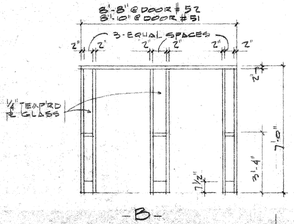

— B —

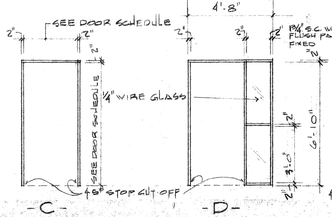

— C — — D —

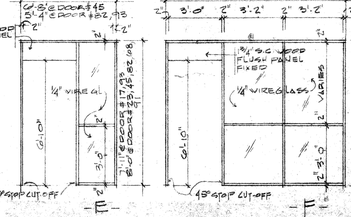

— E — — F — — G —

2 / A-7 HOLLOW METAL FRAME TYPES
SCALE - 1½"=1'-0"
NOTE! VERIFY ALL OVERALL FRAME DIMENSIONS BEFORE FABRICATION.

THIS SECTION NOT INCLUDED
THIS SECTION NOT INCLUDED

Window Replacement for BEAUFORT MIDDLE SCHOOL

100 Carraway Drive Beaufort, NC 28516
CARTERET COUNTY SCHOOLS
April 1, 2024

Hite associates
ARCHITECTURE / PLANNING / TECHNOLOGY

HITE ASSOCIATES, P.A. REGISTERED ARCHITECTURAL CORPORATION CERTIFICATE NUMBER 418 STATE OF NORTH CAROLINA GREENVILLE

JAMES GRAY HITE REGISTERED ARCHITECT 3754 STATE OF NORTH CAROLINA GREENVILLE

BALLARD McKIM AND SAWYER AIA ARCHITECTS
612 S. 17th STREET
P.O. BOX 3667
WILMINGTON,
N.C. 28406
919-762-2621

BEAUFORT MIDDLE SCHOOL
Carteret County Board of Education
Beaufort, North Carolina

ROBERT P. McKIM REGISTERED ARCHITECT 827 WILMINGTON, N.C.

JOB NUMBER

DRAWN BY A.GREENHILL

CHECKED BY JRS

DATE 5/13/24

REVISIONS

SHEET NUMBER
A-7
OF

N52644

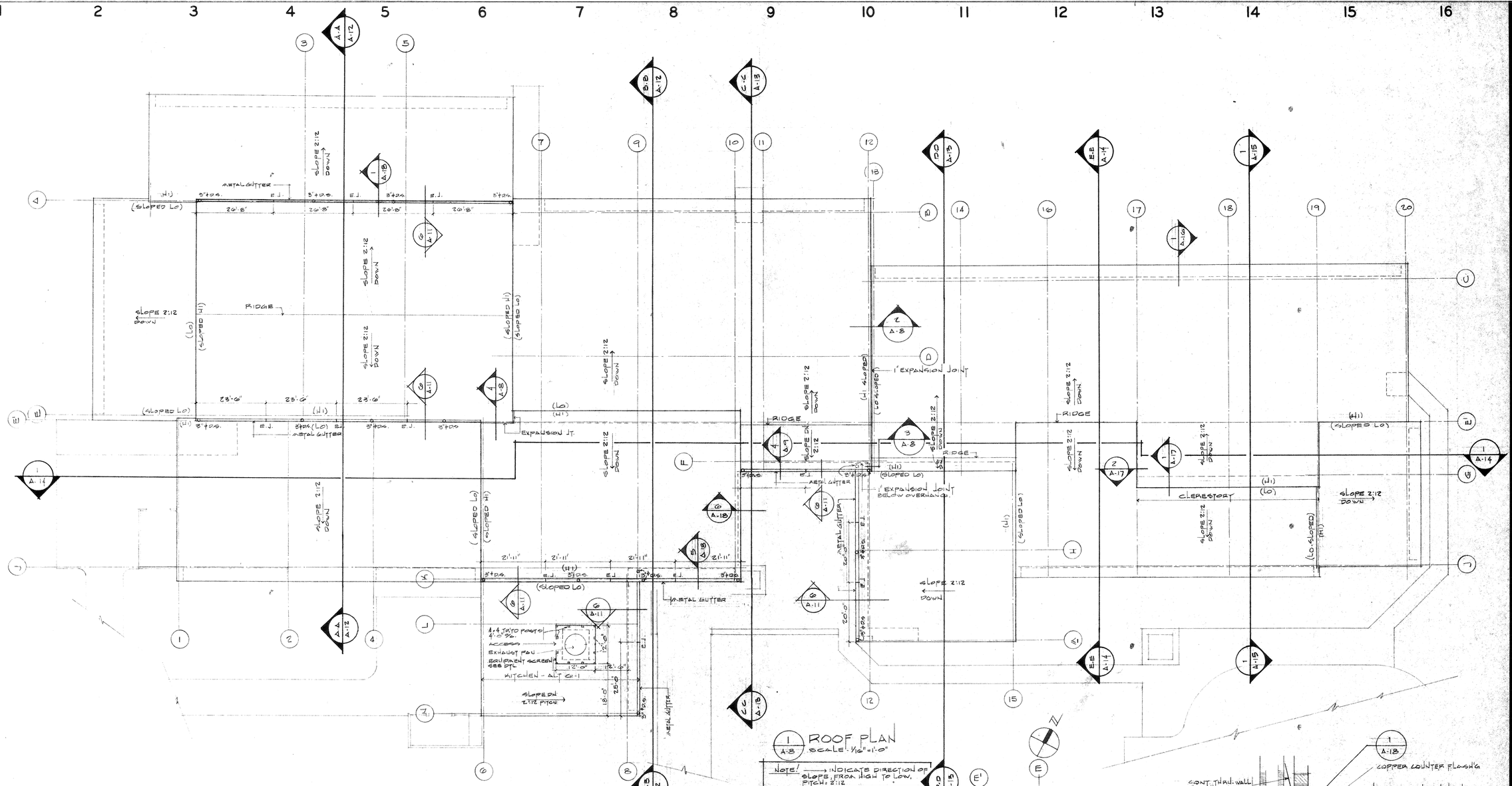

NOTES

1. BUILT-IN METAL GUTTER TO BE 16 OZ COPPER.
2. ALL DOWNSPOUTS (DS) ARE BY THE PLUMBER.

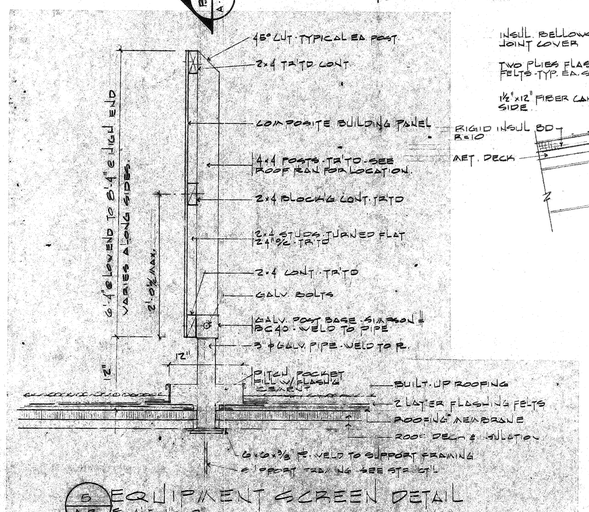

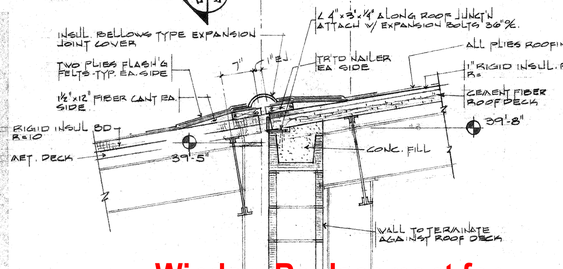

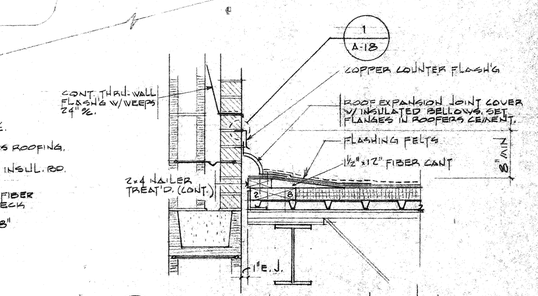

Window Replacement for
BEAUFORT MIDDLE SCHOOL
100 Carraway Drive Beaufort, NC 28516
CARTERET COUNTY SCHOOLS
April 1, 2024

Hite associates
ARCHITECTURE / PLANNING / TECHNOLOGY

HITE ASSOCIATES, P.C. REGISTERED ARCHITECTURAL CORPORATION CERTIFICATE NUMBER 418 STATE OF NORTH CAROLINA GREENVILLE

JAMES GRAY HITE REGISTERED ARCHITECT 3754 STATE OF NORTH CAROLINA GREENVILLE

BALLARD McKIM AND SAWYER AIA ARCHITECTS
612 S. 17th STREET
P.O. BOX 3667
WILMINGTON, N.C. 28406
919-762-2621

BEAUFORT MIDDLE SCHOOL

Carteret County Board of Education
Beaufort, North Carolina

HERBERT P. McKIM REGISTERED ARCHITECT 827 NORTH CAROLINA WILMINGTON, N.C.

JOB NUMBER

DRAWN BY A. GRENELL

CHECKED BY JPS

DATE 5/18/79

REVISIONS

SHEET NUMBER

A-8

OF

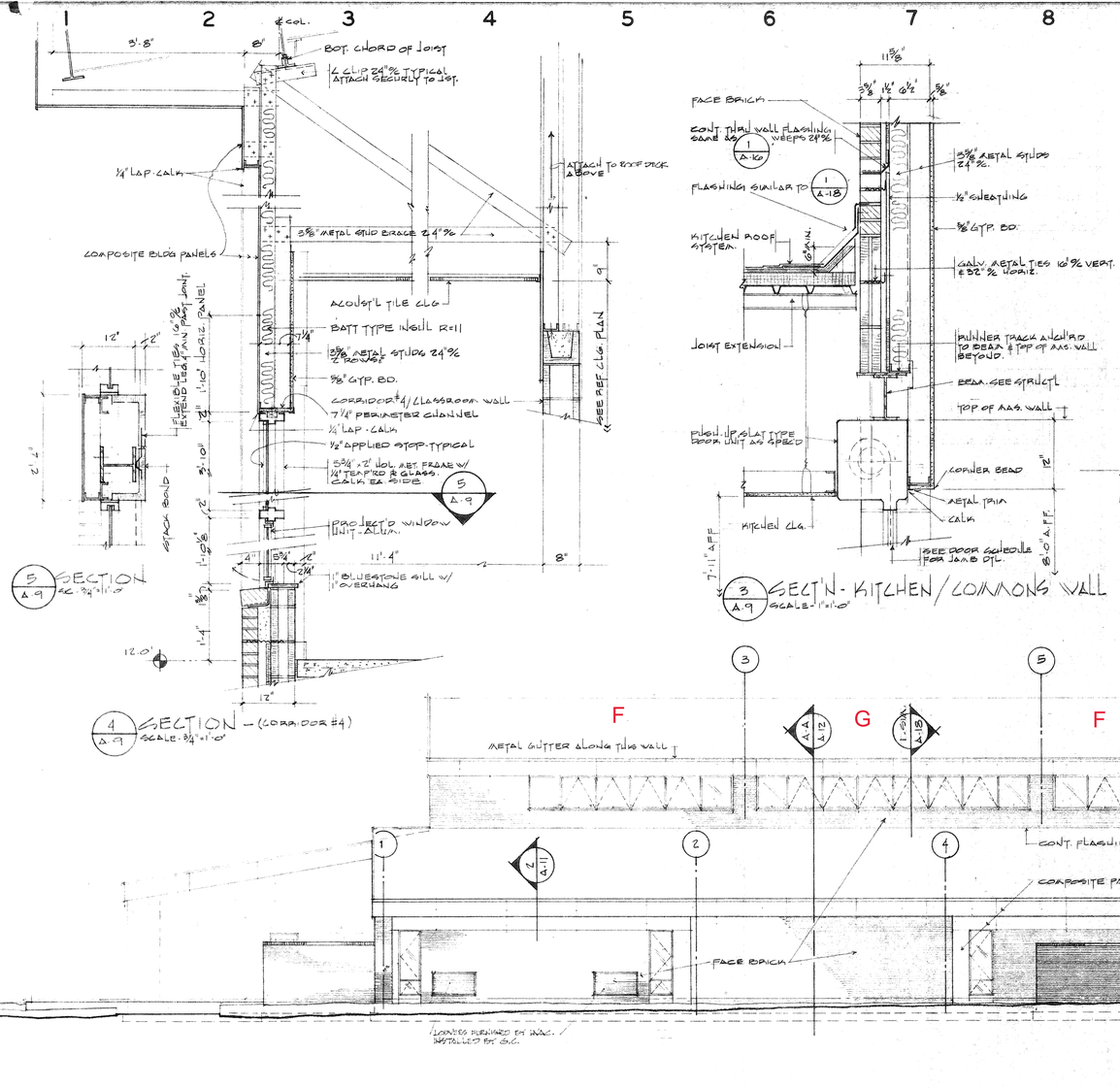

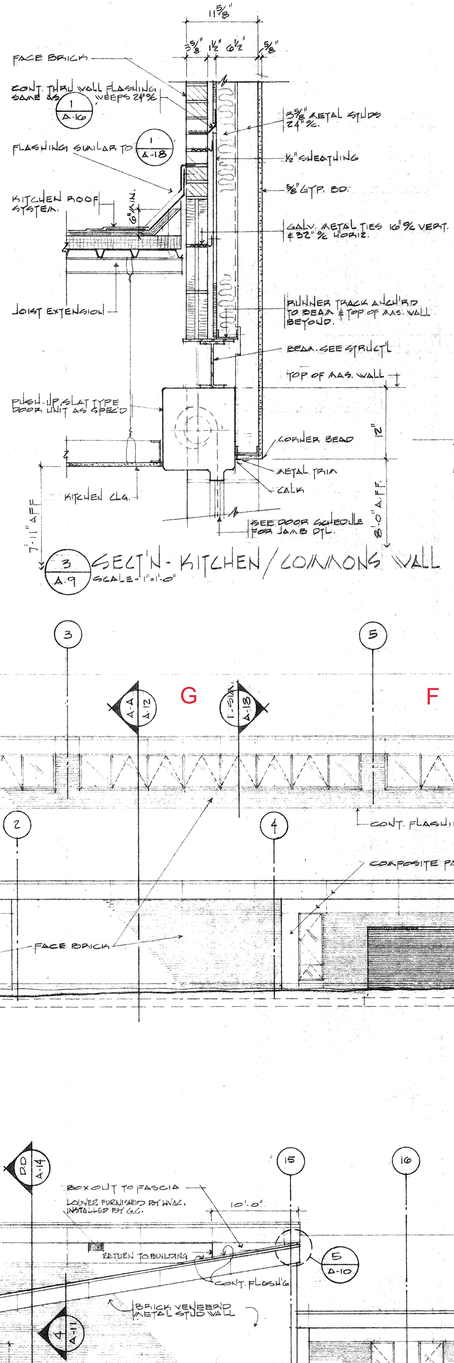

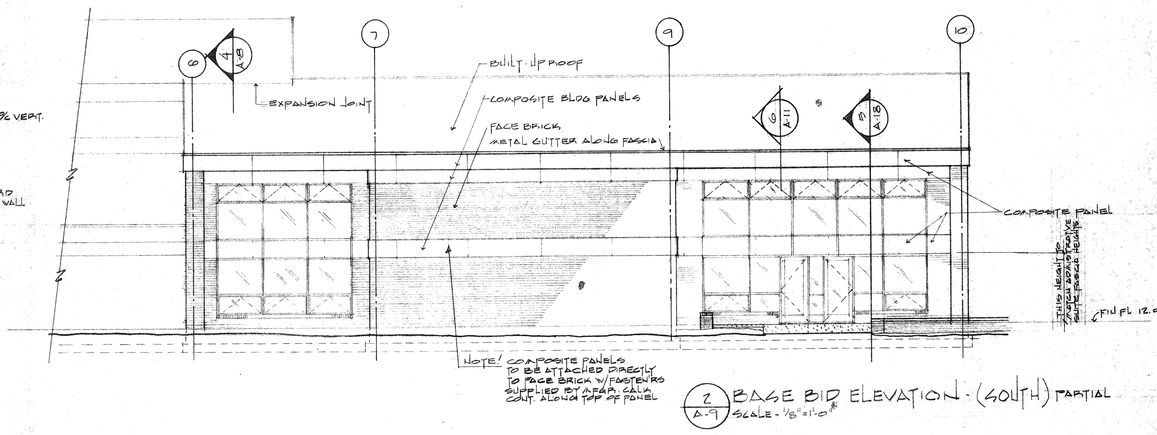

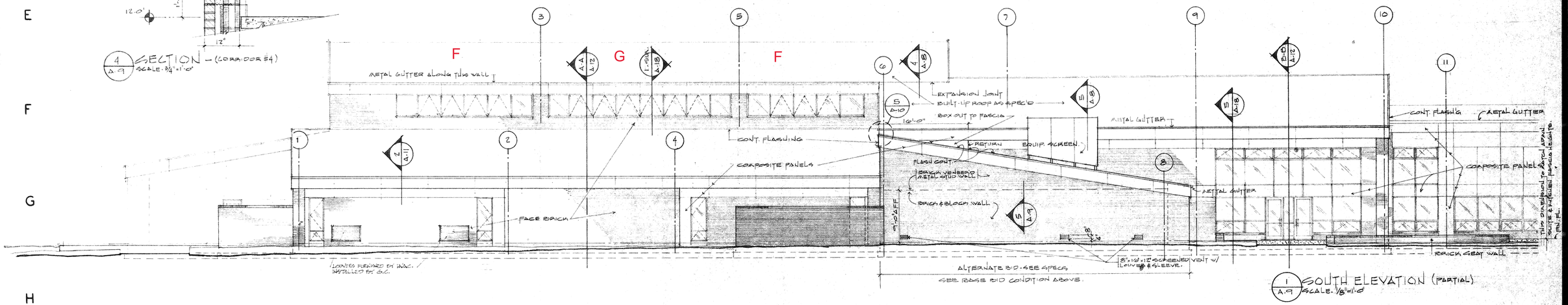

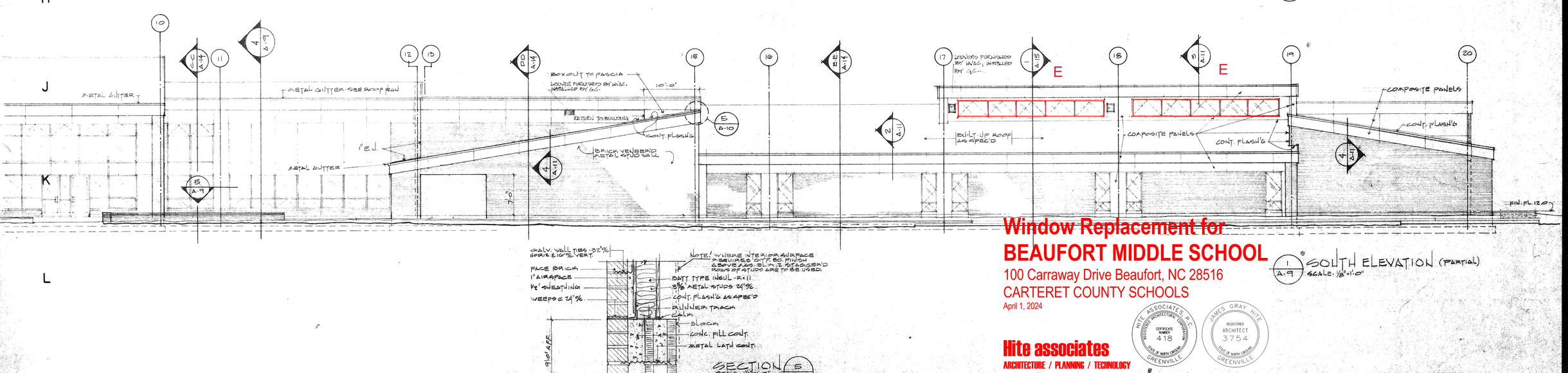

Window Replacement for BEAUFORT MIDDLE SCHOOL

100 Carraway Drive Beaufort, NC 28516

CARTERET COUNTY SCHOOLS

April 1, 2024

Hite associates

ARCHITECTURE / PLANNING / TECHNOLOGY

HITE ASSOCIATES, P.A. REGISTERED ARCHITECTURAL CORPORATION CERTIFICATE NUMBER 418 STATE OF NORTH CAROLINA GREENVILLE

JAMES GRAY HITE REGISTERED ARCHITECT 3754 STATE OF NORTH CAROLINA GREENVILLE

BALLARD McKIM AND SAWYER AIA ARCHITECTS

612 S. 17th STREET
P.O. BOX 3667
WILMINGTON
N.C. 28406
919-762-2621

BEAUFORT MIDDLE SCHOOL

Carteret County Board of Education
Beaufort, North Carolina

HERBERT P. MATTHEWS REGISTERED ARCHITECT 821 STATE OF NORTH CAROLINA WILMINGTON

JOB NUMBER

DRAWN BY
J. SAWYER
A. GREENELL

CHECKED BY
JRS

DATE
5/18/79

REVISIONS

SHEET NUMBER
A-9

OF

1152644

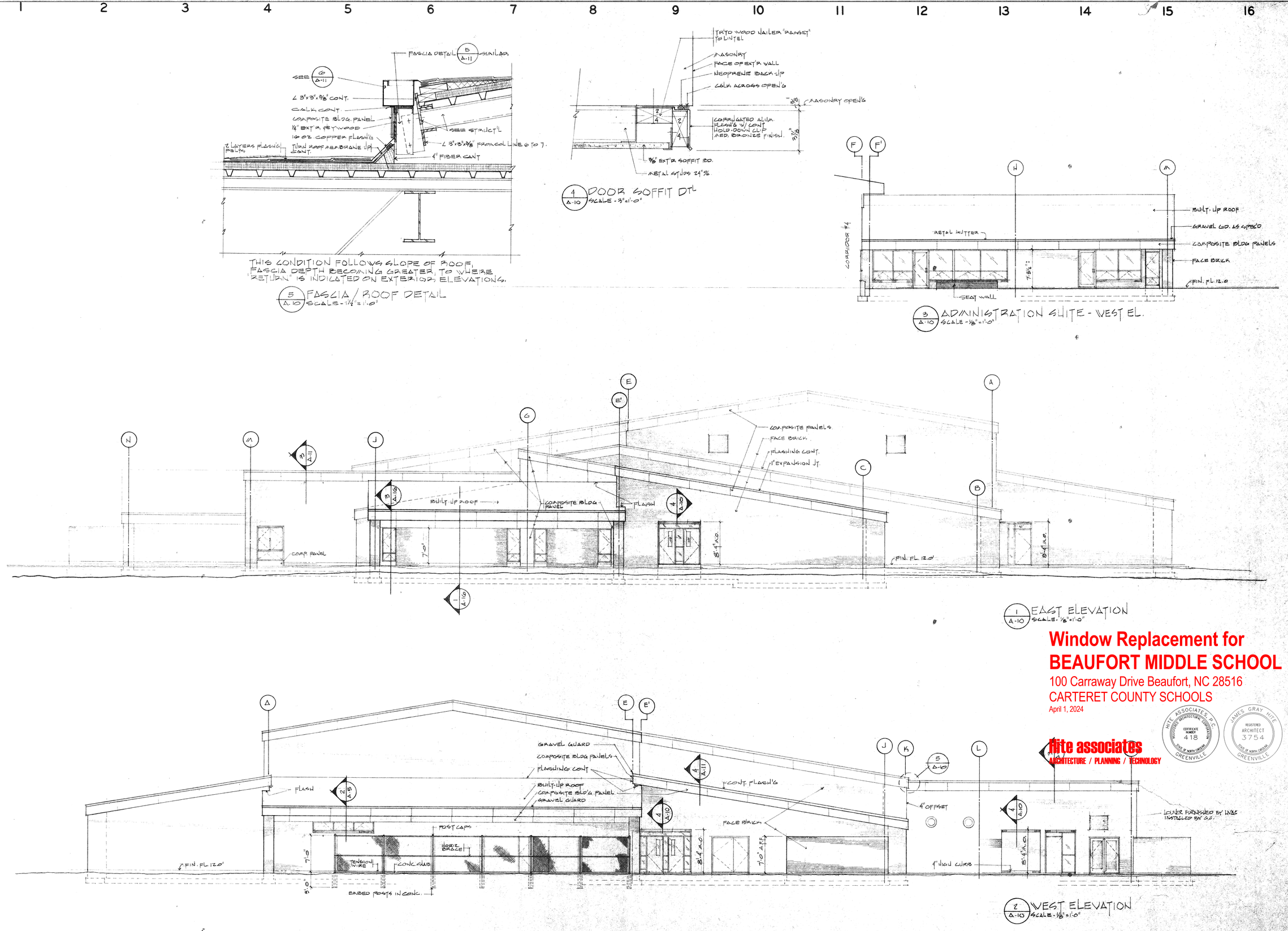

Window Replacement for BEAUFORT MIDDLE SCHOOL

100 Carraway Drive Beaufort, NC 28516
CARTERET COUNTY SCHOOLS
April 1, 2024

hite associates
ARCHITECTURE / PLANNING / TECHNOLOGY

HITE ASSOCIATES, P.C. REGISTERED ARCHITECTURE CORPORATION CERTIFICATE NUMBER 418 STATE OF NORTH CAROLINA GREENVILLE

JAMES GRAY HITE REGISTERED ARCHITECT 3754 STATE OF NORTH CAROLINA GREENVILLE

BALLARD McKIM AND SAWYER AIA ARCHITECTS
612 S. 17th STREET
P.O. BOX 3667
WILMINGTON, N.C. 28406
919-762-2621

BEAUFORT MIDDLE SCHOOL
Carteret County Board of Education
Beaufort, North Carolina

HERBERT P. MENN REGISTERED ARCHITECT 827 NORTH CAROLINA WILMINGTON, N.C.

JOB NUMBER
DRAWN BY A. GRENELL
CHECKED BY JRS
DATE 5/13/79
REVISIONS

SHEET NUMBER
A-10
OF

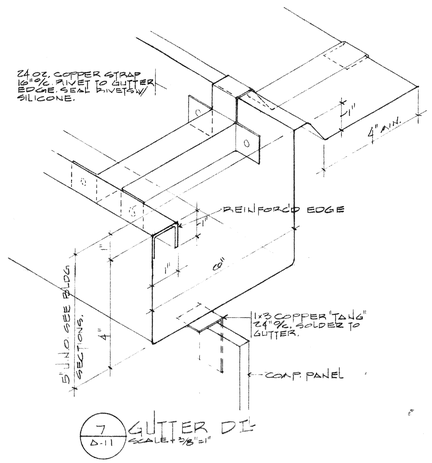

7 / A-11 GUTTER DTL
SCALE: 3/8"=1'

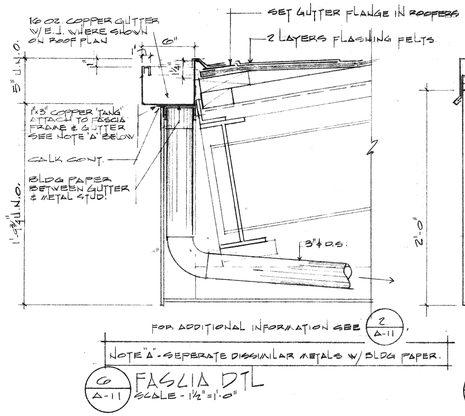

6 / A-11 FASCIA DTL
SCALE - 1½"=1'-0"

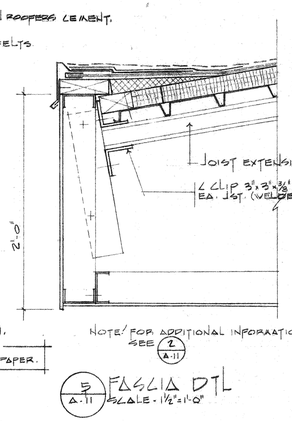

5 / A-11 FASCIA DTL
SCALE - 1½"=1'-0"

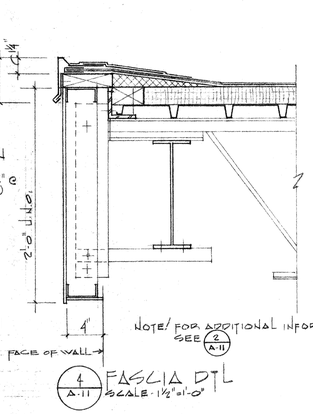

4 / A-11 FASCIA DTL
SCALE - 1½"=1'-0"

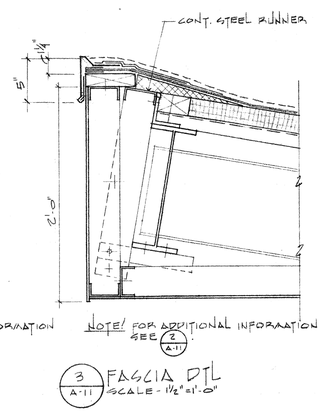

3 / A-11 FASCIA DTL
SCALE - 1½"=1'-0"

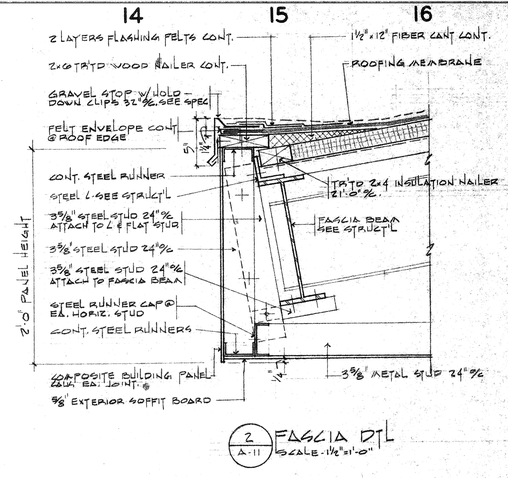

2 / A-11 FASCIA DTL
SCALE - 1½"=1'-0"

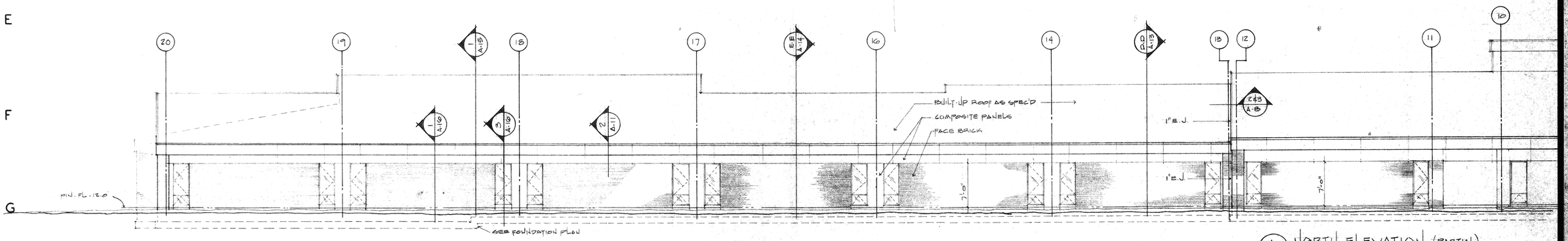

1 / A-11 NORTH ELEVATION (PARTIAL)
SCALE - 1/8"=1'-0"

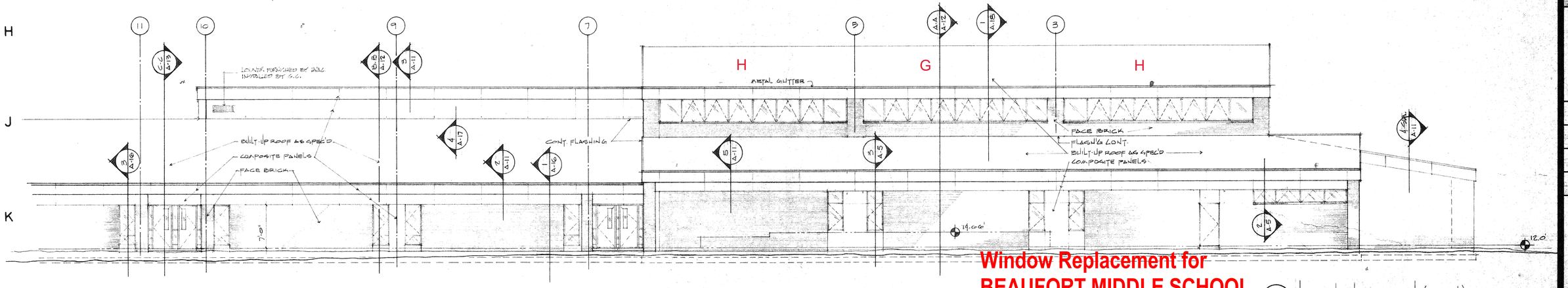

Window Replacement for BEAUFORT MIDDLE SCHOOL

100 Carraway Drive Beaufort, NC 28516
CARTERET COUNTY SCHOOLS
April 1, 2024

1 / A-11 NORTH ELEVATION (PARTIAL)
SCALE - 1/8"=1'-0"

Hite associates
ARCHITECTURE / PLANNING / TECHNOLOGY

HITE ASSOCIATES, P.A. REGISTERED ARCHITECTURAL CORPORATION CERTIFICATE NUMBER 418 STATE OF NORTH CAROLINA GREENVILLE

JAMES GRAY HITE REGISTERED ARCHITECT 3754 STATE OF NORTH CAROLINA GREENVILLE

BALLARD McKIM. AND SAWYER AIA ARCHITECTS
612 S. 17th STREET
P.O. BOX 3667
WILMINGTON, N.C. 28406
919-762-2621

BEAUFORT MIDDLE SCHOOL
Carteret County Board of Education
Beaufort, North Carolina

HERBERT P. McKIM REGISTERED ARCHITECT 827 WILMINGTON, N.C.

JOB NUMBER

DRAWN BY J. SAWYER A. GRENNELL

CHECKED BY JBS

DATE 3.15.24

REVISIONS

SHEET NUMBER
A-11

OF

N52644

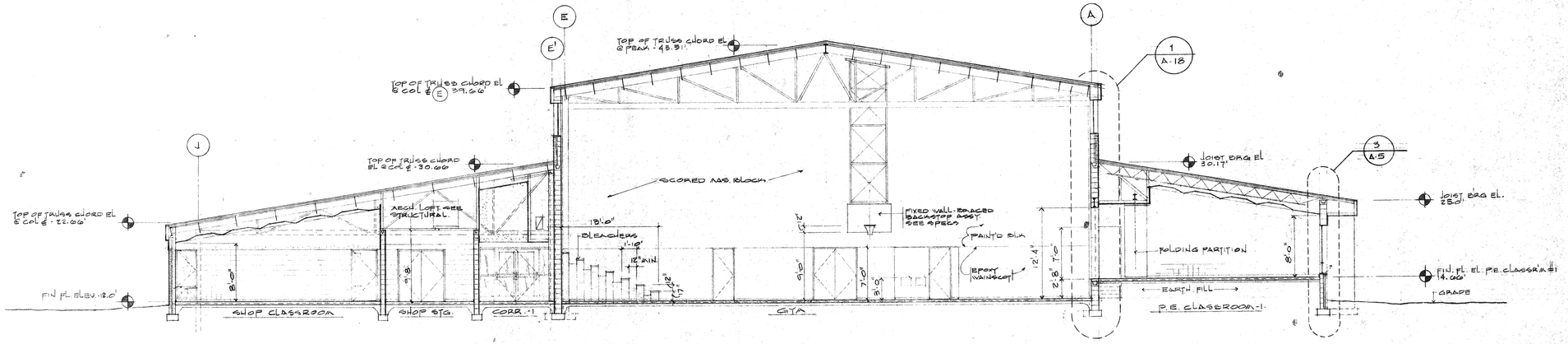

SECTION A-A
SCALE - 1/8" = 1'-0"

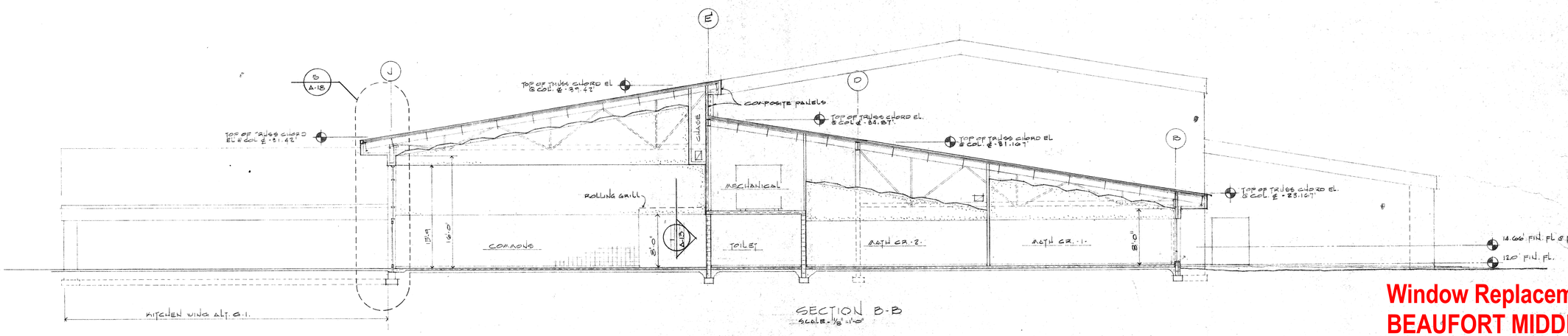

SECTION B-B
SCALE - 1/8" = 1'-0"

Window Replacement for
BEAUFORT MIDDLE SCHOOL
100 Carraway Drive Beaufort, NC 28516
CARTERET COUNTY SCHOOLS
April 1, 2024

SECTIONS
1/8" = 1'-0"

Hite associates
ARCHITECTURE / PLANNING / TECHNOLOGY

HITE ASSOCIATES, P.C. REGISTERED ARCHITECTURAL CORPORATION CERTIFICATE NUMBER 418 STATE OF NORTH CAROLINA GREENVILLE

JAMES GRAY HITE REGISTERED ARCHITECT 3754 STATE OF NORTH CAROLINA GREENVILLE

BALLARD McKIM AND SAWYER AIA ARCHITECTS
612 S. 17th STREET
P.O. BOX 3667
WILMINGTON, N.C. 28406
919-762-2621

BEAUFORT MIDDLE SCHOOL
Carteret County Board of Education
Beaufort, North Carolina

HERBERT B. McKIM REGISTERED ARCHITECT 827 NORTH CAROLINA WILMINGTON, N.C.

JOB NUMBER

DRAWN BY J. SAWYER M. GRENELL

CHECKED BY JRS

DATE 5/13/79

REVISIONS

SHEET NUMBER
A-12
OF

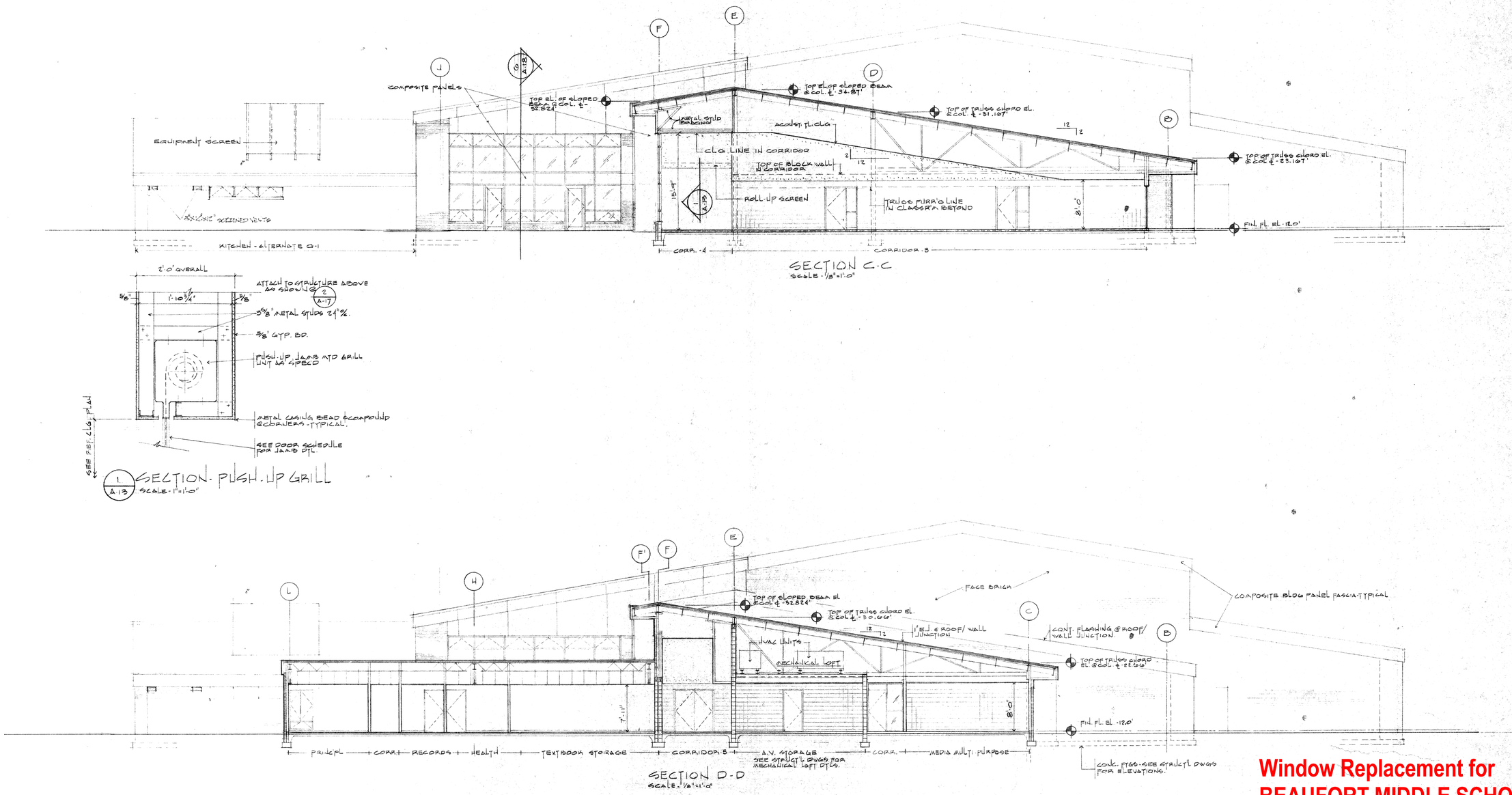

Window Replacement for
BEAUFORT MIDDLE SCHOOL
100 Carraway Drive Beaufort, NC 28516
CARTERET COUNTY SCHOOLS
April 1, 2024

SECTIONS
1/8" = 1'-0"

Hite associates
ARCHITECTURE / PLANNING / TECHNOLOGY

HITE ASSOCIATES, P.C. REGISTERED ARCHITECTURAL CORPORATION CERTIFICATE NUMBER 418 STATE OF NORTH CAROLINA GREENVILLE

JAMES GRAY HITE REGISTERED ARCHITECT 3754 STATE OF NORTH CAROLINA GREENVILLE

BALLARD McKIM AND SAWYER AIA ARCHITECTS
612 S. 17th STREET
P.O. BOX 3667
WILMINGTON, N.C. 28406
919-762-2621

BEAUFORT MIDDLE SCHOOL
Carteret County Board of Education
Beaufort, North Carolina

HERBERT P. McKIM REGISTERED ARCHITECT 827 NORTH CAROLINA WILMINGTON, N.C.

JOB NUMBER
DRAWN BY J. SAWYER A. GRENELL
CHECKED BY JRS
DATE 5/18/79
REVISIONS

SHEET NUMBER
A-13
OF

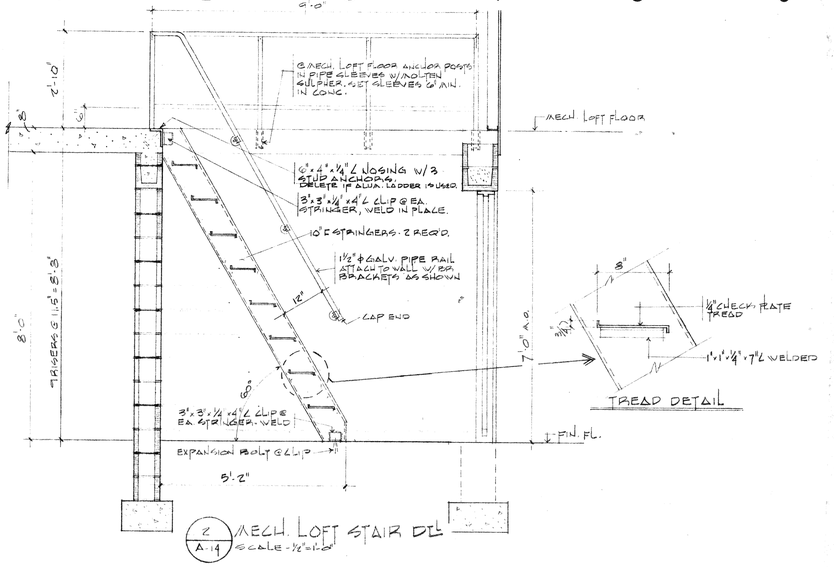

2 / A-14 MECH. LOFT STAIR DTL
SCALE - 1/2" = 1'-0"

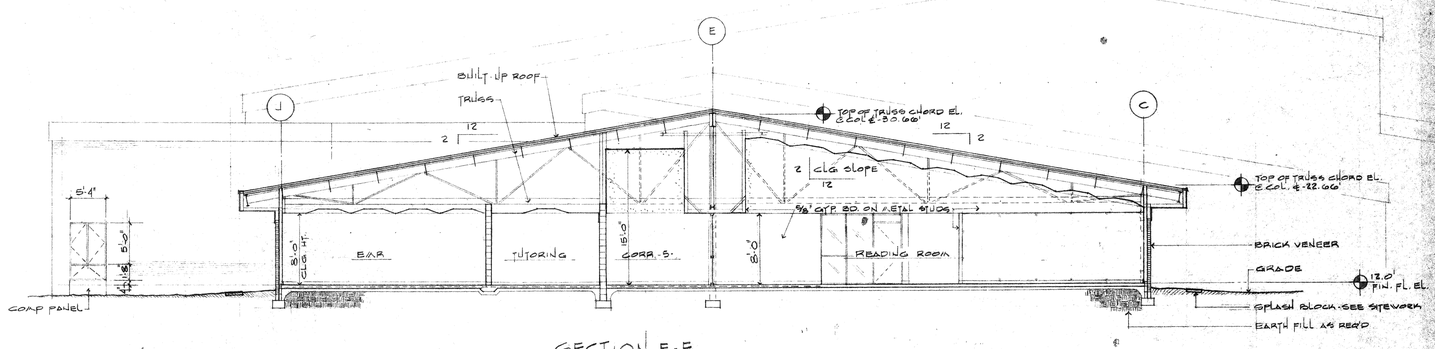

SECTION E-E
SCALE - 1/8" = 1'-0"

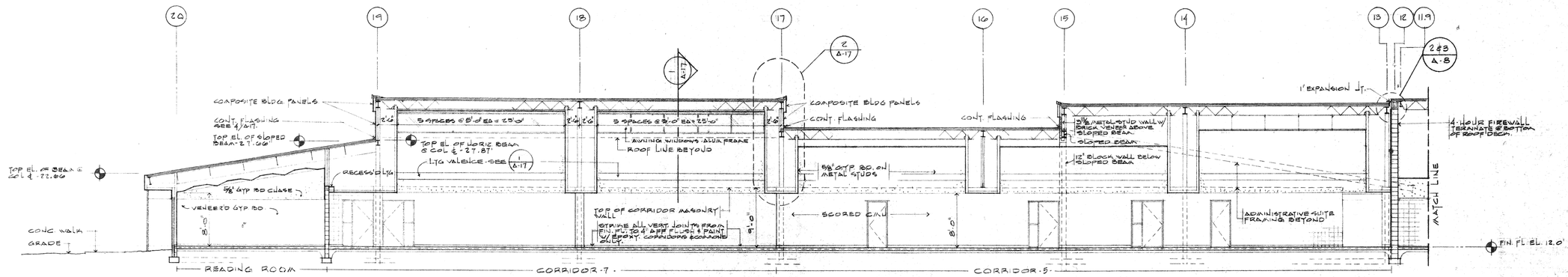

1 / A-14 LONGITUDINAL SECTION - PARTIAL
SCALE - 1/8" = 1'-0"

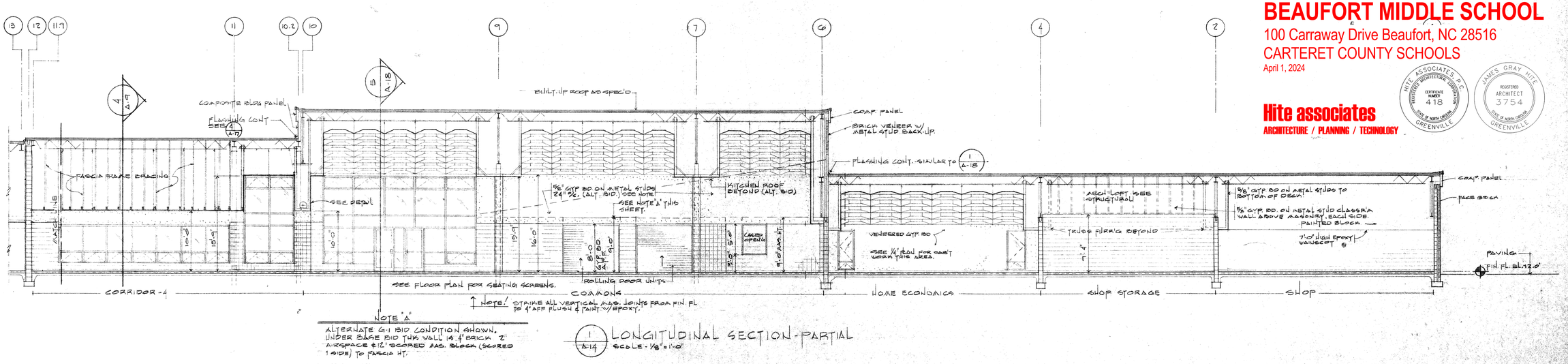

Note! STRIKE ALL VERTICAL MAS. JOINTS FROM FIN. FL TO 4' AFF FLUSH & PAINT W/ EPOXY.

SEE FLOOR PLAN FOR SEATING SCREENS.

NOTE 'A'
ALTERNATE G-1 BID CONDITION SHOWN. UNDER BASE BID THIS WALL IS 4" BRICK 2" AIRSPACE & 12" SCORED MAS. BLOCK (SCORED 1 SIDE) TO FASCIA HT.

1 / A-14 LONGITUDINAL SECTION - PARTIAL
SCALE - 1/8" = 1'-0"

Window Replacement for BEAUFORT MIDDLE SCHOOL

100 Carraway Drive Beaufort, NC 28516
CARTERET COUNTY SCHOOLS
April 1, 2024

Hite associates
ARCHITECTURE / PLANNING / TECHNOLOGY

HITE ASSOCIATES, P.A. REGISTERED ARCHITECTURAL CORPORATION CERTIFICATE NUMBER 418 STATE OF NORTH CAROLINA GREENVILLE

JAMES GRAY HITE REGISTERED ARCHITECT 3754 STATE OF NORTH CAROLINA GREENVILLE

BALLARD McKIM AND SAWYER AIA ARCHITECTS
612 S. 17th STREET
P.O. BOX 3667
WILMINGTON, N.C. 28406
919-762-2621

BEAUFORT MIDDLE SCHOOL
Carteret County Board of Education
Beaufort, North Carolina

JEFFERY P. McKIM REGISTERED ARCHITECT 827 NORTH CAROLINA WILMINGTON, N.C.

JOB NUMBER

DRAWN BY A. GREENELL

CHECKED BY JRS

DATE 5/13/24

REVISIONS

SHEET NUMBER
A-14
OF

N52644

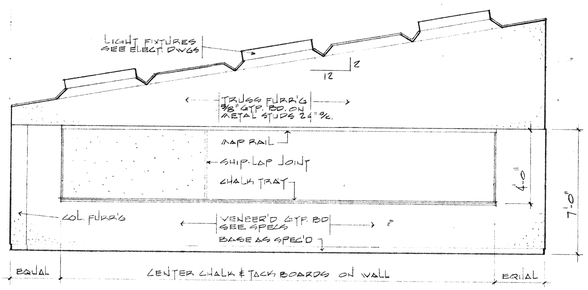

ELEVATION - A
SCALE - 1/4"=1'-0"

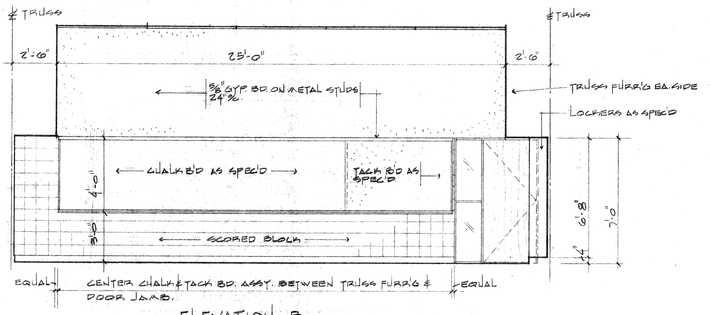

ELEVATION - B
SCALE - 1/4"=1'-0"

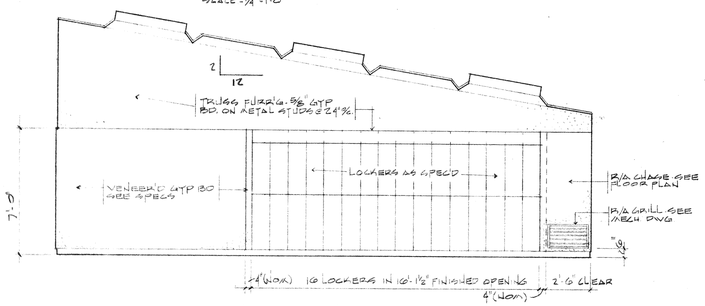

ELEVATION - C
SCALE - 1/4"=1'-0"

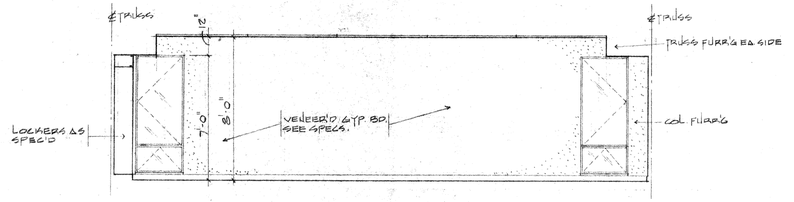

ELEVATION - D
SCALE - 1/4"=1'-0"

2 / A-15 TYPICAL CLASSROOM ELEVATIONS
SCALE - 1/4"=1'-0"

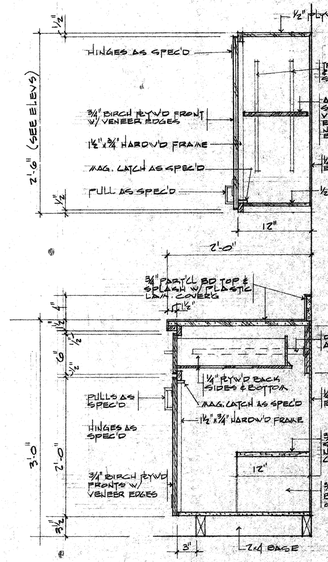

3 / A-15 TYPICAL CAB'T SECT'N
SCALE - 1"=1'-0"

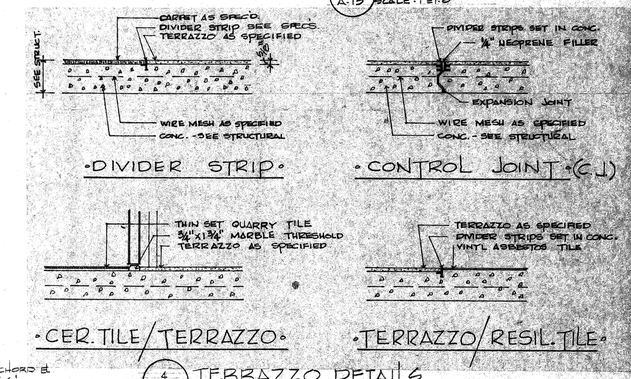

4 / A-15 TERRAZZO DETAILS
NTS

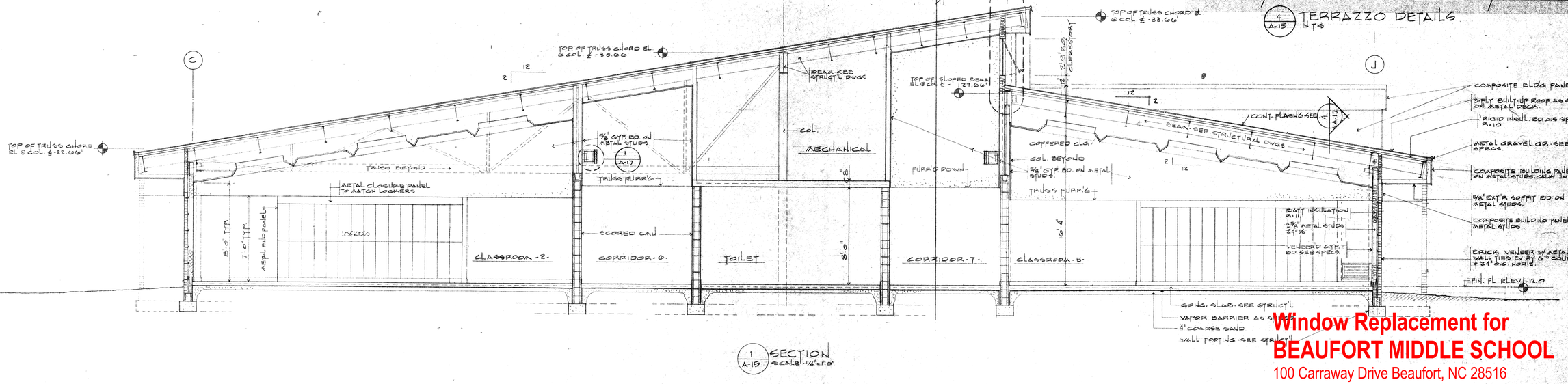

1 / A-15 SECTION
SCALE - 1/4"=1'-0"

Window Replacement for BEAUFORT MIDDLE SCHOOL

100 Carraway Drive Beaufort, NC 28516
CARTERET COUNTY SCHOOLS
April 1, 2024

Hite associates
ARCHITECTURE / PLANNING / TECHNOLOGY

HITE ASSOCIATES, P.C. REGISTERED ARCHITECTURE, ENGINEERING CERTIFICATE NUMBER 418 STATE OF NORTH CAROLINA GREENVILLE

JAMES GRAY HITE REGISTERED ARCHITECT 3754 STATE OF NORTH CAROLINA GREENVILLE

BALLARD McKIM AND SAWYER AIA ARCHITECTS
612 S. 17th STREET
P.O. BOX 3667
WILMINGTON, N.C. 28406
919 - 762 - 2621

BEAUFORT MIDDLE SCHOOL
Carteret County Board of Education
Beaufort, North Carolina

ROBERT P. McKIM REGISTERED ARCHITECT 1922 WILMINGTON, NORTH CAROLINA

JOB NUMBER

DRAWN BY
A.GRENELL

CHECKED BY
JBS

DATE
5/13/77

REVISIONS

SHEET NUMBER
A-15

OF

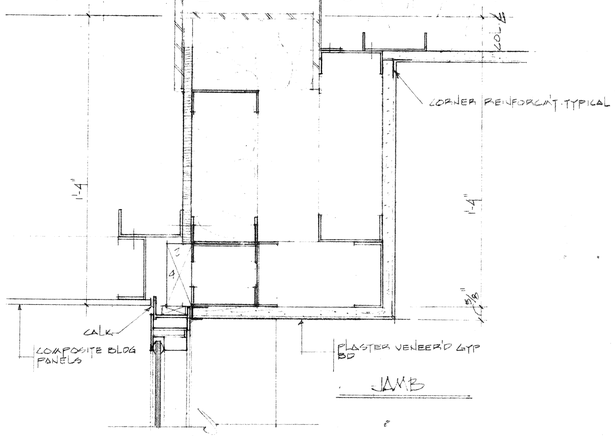

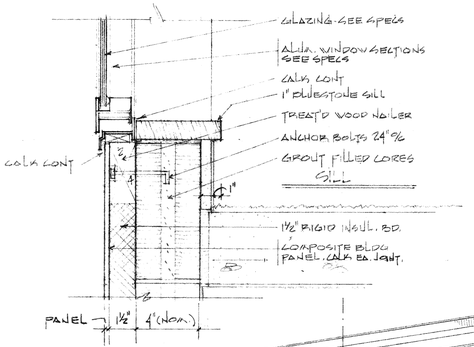

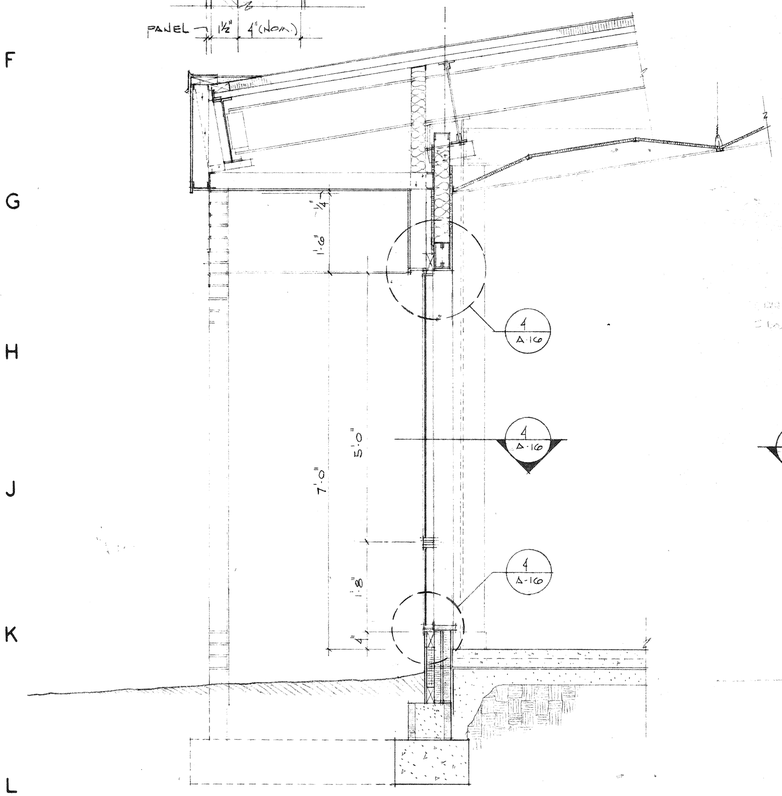

3 A-16 TYPICAL WINDOW SECTION
SCALE - 3/4"=1'-0"

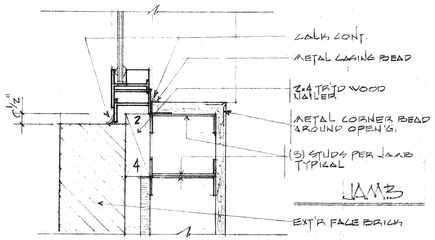

4 A-16 WINDOW DTLS - (CASEMENT)
SCALE - 3"=1'-0"

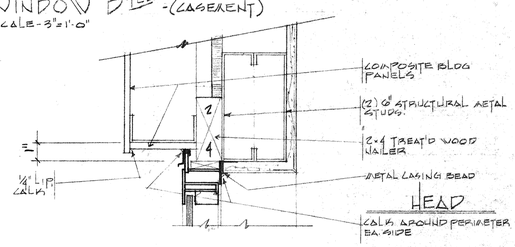

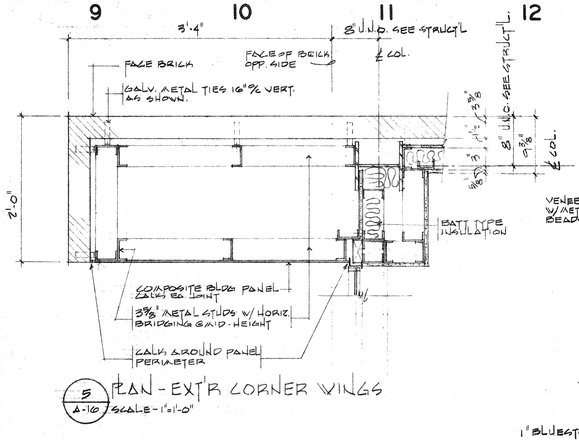

5 A-16 PLAN - EXT'R CORNER WINGS
SCALE - 1"=1'-0"

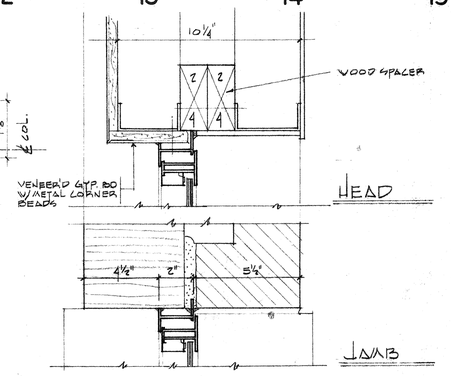

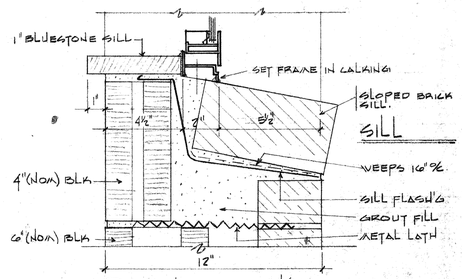

6 A-16 WINDOW DTLS - (PROJECTED)
SCALE - 3"=1'-0"

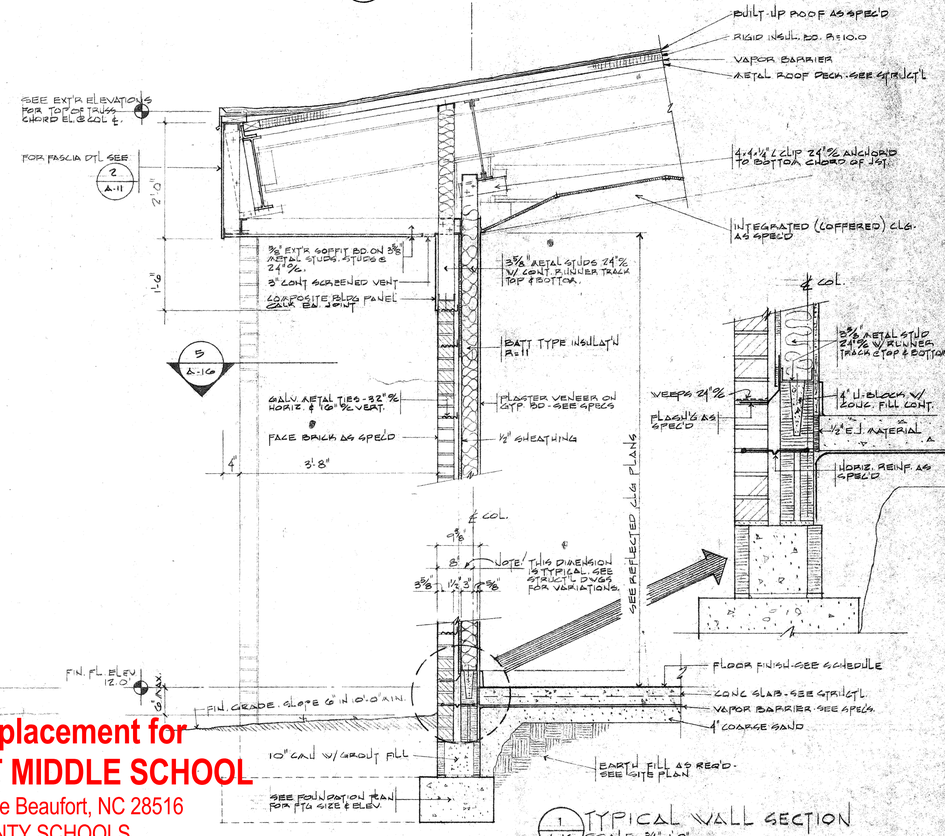

1 A-16 TYPICAL WALL SECTION
SCALE - 3/4"=1'-0"



2 A-16 TYPICAL WINDOW ELEVATION
SCALE - 3/4"=1'-0"

Window Replacement for
BEAUFORT MIDDLE SCHOOL
100 Carraway Drive Beaufort, NC 28516
CARTERET COUNTY SCHOOLS
April 1, 2024

HITE ASSOCIATES, P.A. REGISTERED ARCHITECTURAL CORPORATION CERTIFICATE NUMBER 418 STATE OF NORTH CAROLINA GREENVILLE

JAMES GRAY HITE REGISTERED ARCHITECT 3754 STATE OF NORTH CAROLINA GREENVILLE

Hite associates
ARCHITECTURE / PLANNING / TECHNOLOGY

WALL SECTIONS
SCALE - 3/4"=1'-0"

BALLARD McKIM AND SAWYER AIA ARCHITECTS
612 S. 17th STREET
P.O. BOX 3667
WILMINGTON, N.C. 28406
919-762-2621

BEAUFORT MIDDLE SCHOOL
Carteret County Board of Education
Beaufort North Carolina

HERBERT P. McKIM REGISTERED ARCHITECT 827 NORTH CAROLINA WILMINGTON

JOB NUMBER

DRAWN BY
J. YATES
A. GRELL

CHECKED BY
JRS

DATE
5/13/17

REVISIONS

SHEET NUMBER
A-16
OF

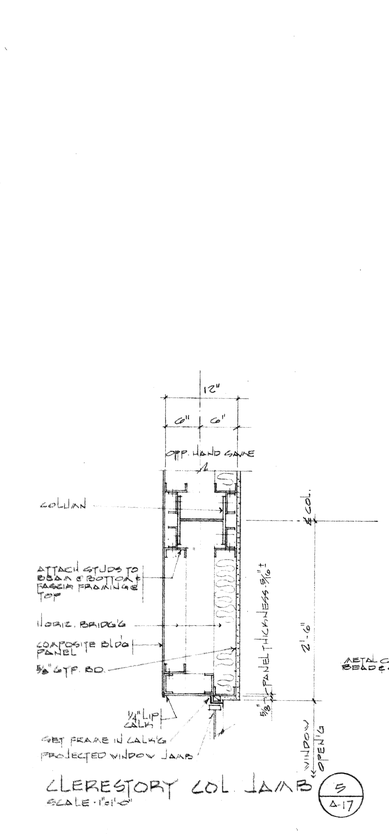

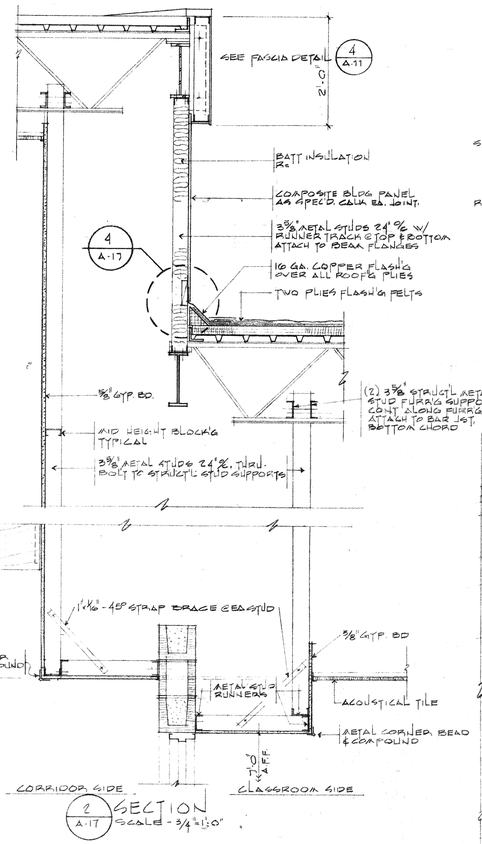

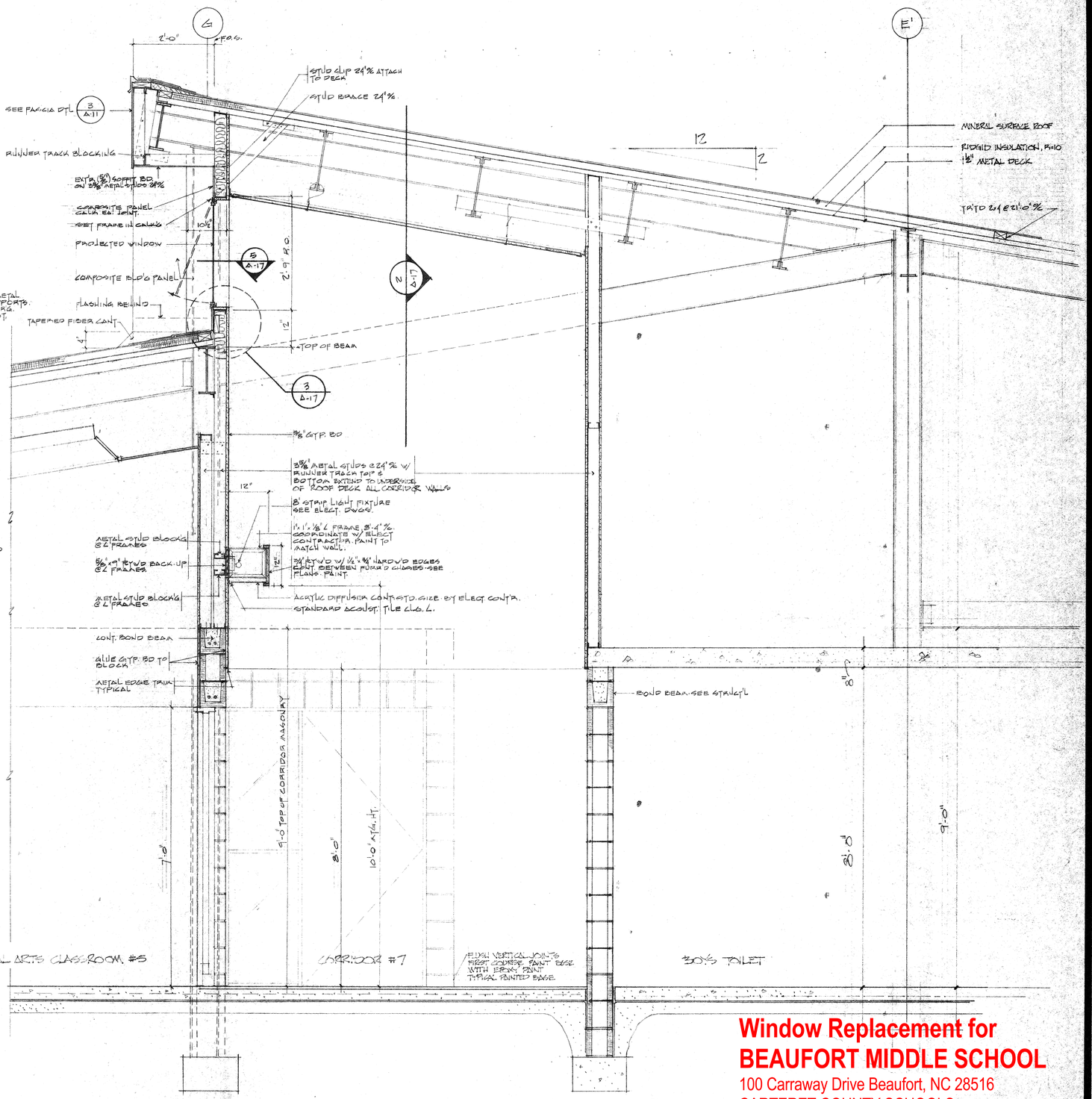

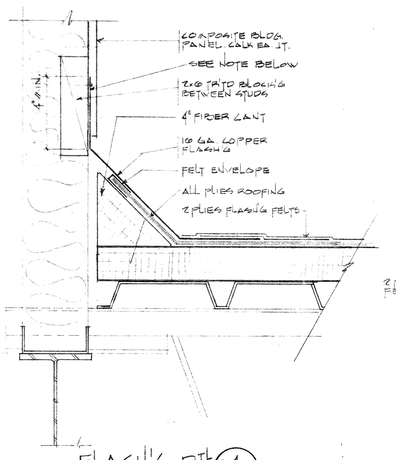

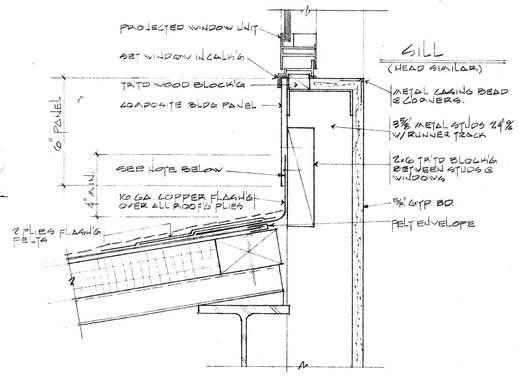

NOTE!
DO NOT ALLOW COPPER FLASHING TO COME INTO CONTACT W/ STEEL FRAMING. SEPERATE W/ BLDG FELT.

Window Replacement for BEAUFORT MIDDLE SCHOOL

100 Carraway Drive Beaufort, NC 28516

CARTERET COUNTY SCHOOLS

April 1, 2024

Hite associates
ARCHITECTURE / PLANNING / TECHNOLOGY

HITE ASSOCIATES, P.A. REGISTERED ARCHITECTURAL CORPORATION CERTIFICATE NUMBER 418 STATE OF NORTH CAROLINA GREENVILLE

JAMES GRAY HITE REGISTERED ARCHITECT 3754 STATE OF NORTH CAROLINA GREENVILLE

BALLARD McKIM AND SAWYER, AIA ARCHITECTS
612 S. 17th STREET
PO BOX 3667
WILMINGTON, N.C. 28406
919-762-2621

BEAUFORT MIDDLE SCHOOL
Carteret County Board of Education
Beaufort, North Carolina

HERBERT R. MCKIM REGISTERED ARCHITECT 827 STATE OF WASHINGTON

JOB NUMBER

DRAWN BY
J. GAITES
K. GREENELL

CHECKED BY
JRS

DATE
5/18/77

REVISIONS

SHEET NUMBER
A-17

OF

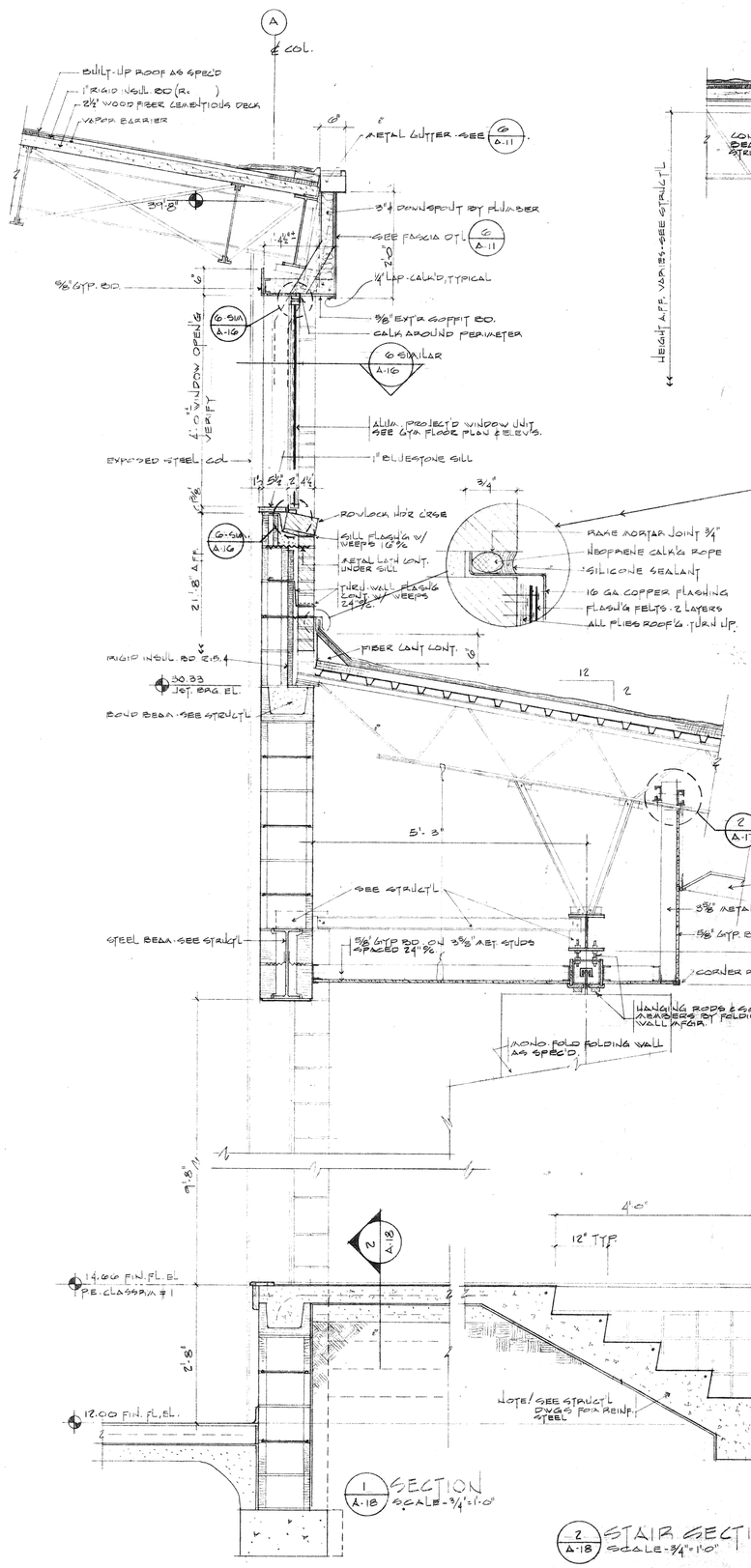

1 A-18 SECTION
SCALE - ¾"=1'-0"

2 A-18 STAIR SECTION
SCALE - ¾"=1'-0"

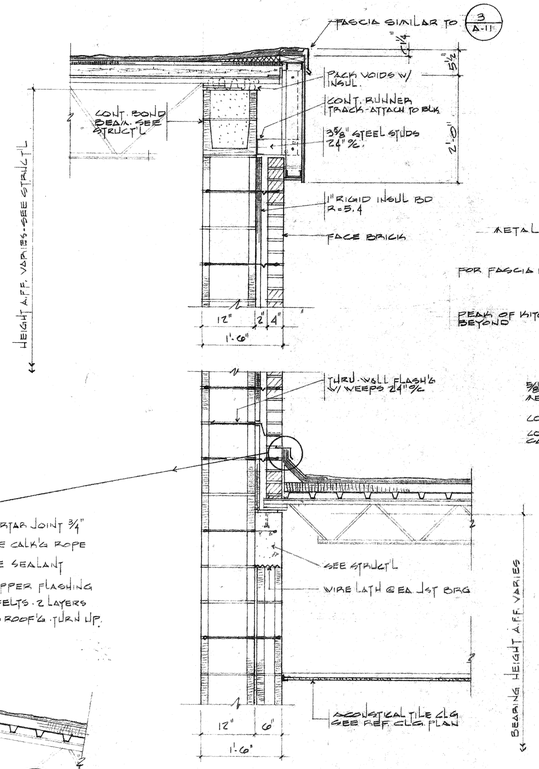

3/A-18 SECTION - END FIREWALL (4-HR)
SCALE - ¾"=1'-0"

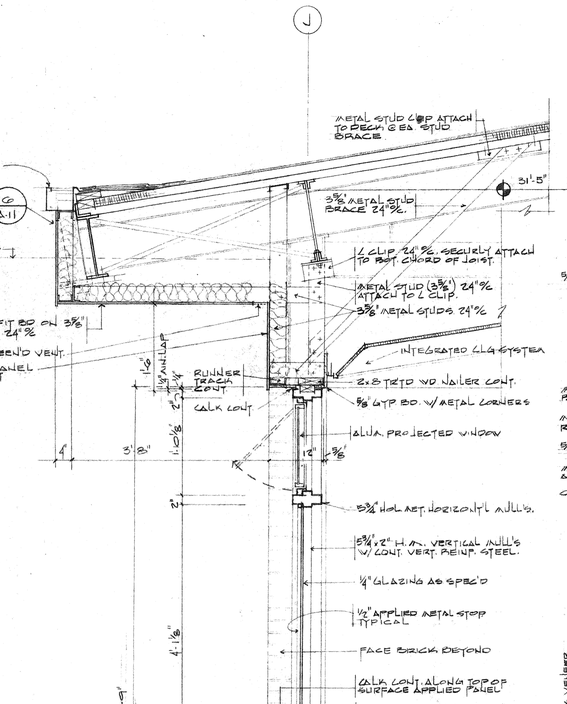

5/A-18 SECTN - COMMONS ENTRY
SCALE - ¾"=1'-0"

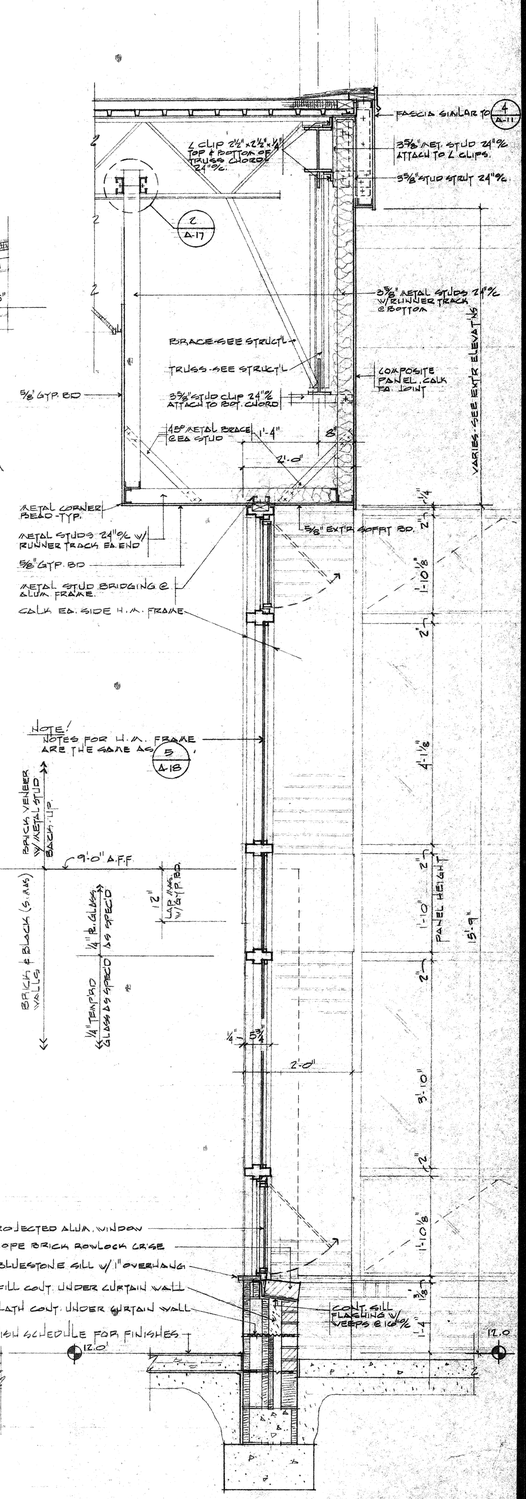

6/A-18 SECTN - COMMONS SIDEWALL
SCALE - ¾"=1'-0"

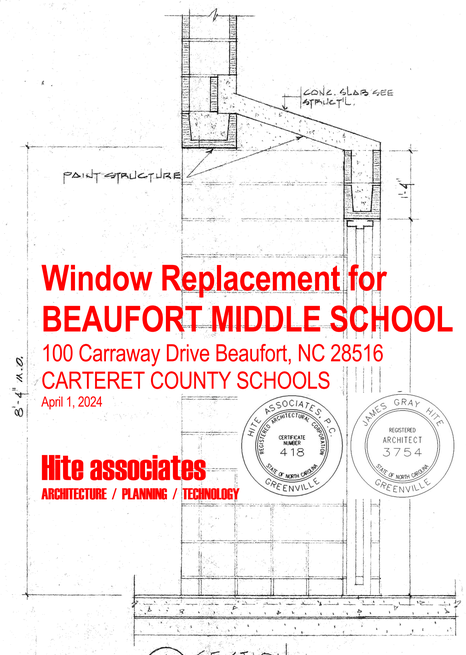

4/A-18 SECTION
SCALE - ¾"=1'-0"

Window Replacement for BEAUFORT MIDDLE SCHOOL

100 Carraway Drive Beaufort, NC 28516
CARTERET COUNTY SCHOOLS
April 1, 2024

Hite associates
ARCHITECTURE / PLANNING / TECHNOLOGY

HITE ASSOCIATES, P.C. REGISTERED ARCHITECTURAL CORPORATION CERTIFICATE NUMBER 418 GREENVILLE STATE OF NORTH CAROLINA

JAMES GRAY HITE REGISTERED ARCHITECT 3754 GREENVILLE STATE OF NORTH CAROLINA

WALL SECTIONS

cc ¾"=1'-0"

BALLARD McKIM AND SAWYER AIA ARCHITECTS
612 S. 17th STREET
P.O. BOX 3667
WILMINGTON, N.C. 28406
919-762-2621

BEAUFORT MIDDLE SCHOOL
Carteret County Board of Education
Beaufort, North Carolina

FREDERICK P. MCKIM REGISTERED ARCHITECT 327 NORTH CAROLINA WILMINGTON, N.C.

JOB NUMBER

DRAWN BY
A. GRENELL

CHECKED BY
JRS

DATE
4/12/24

REVISIONS

SHEET NUMBER
A-18
OF

N52644