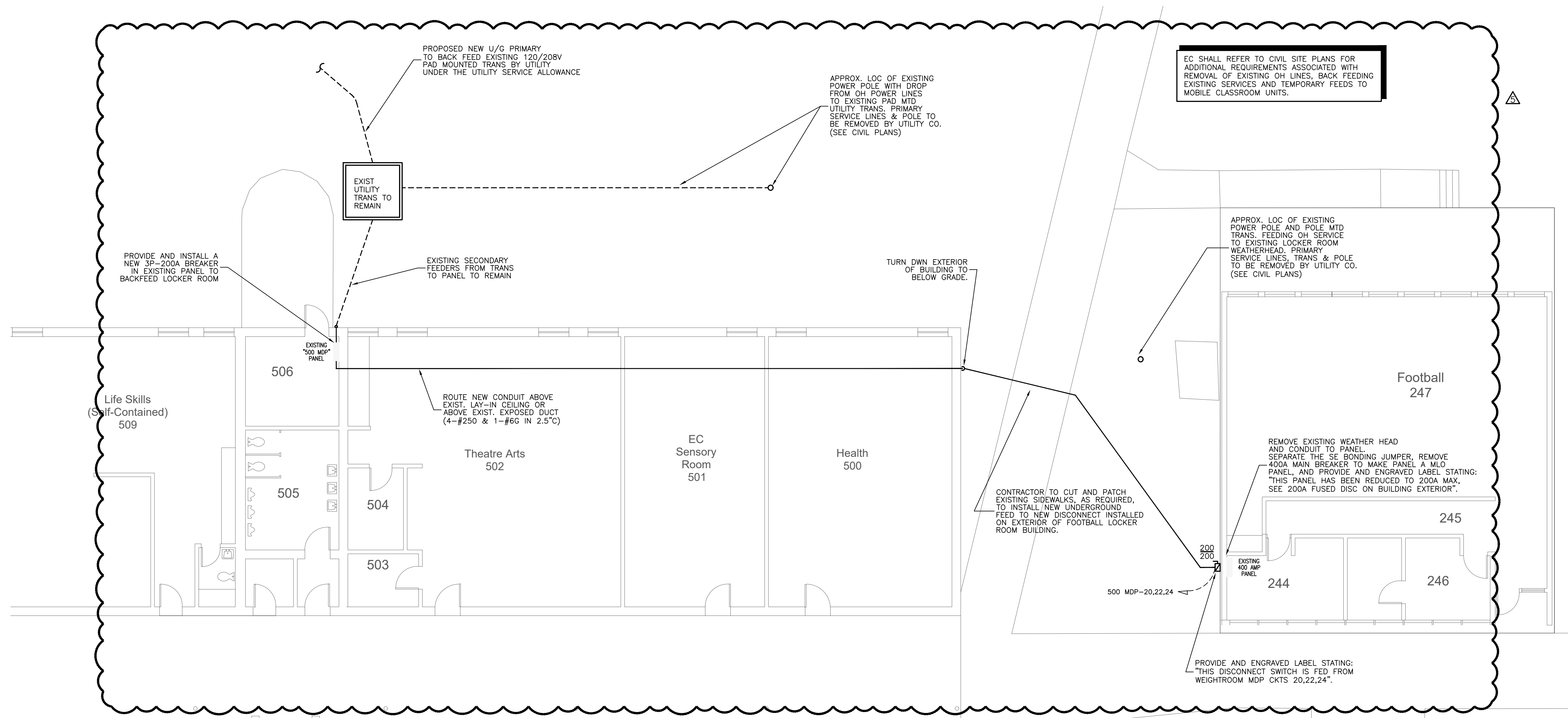
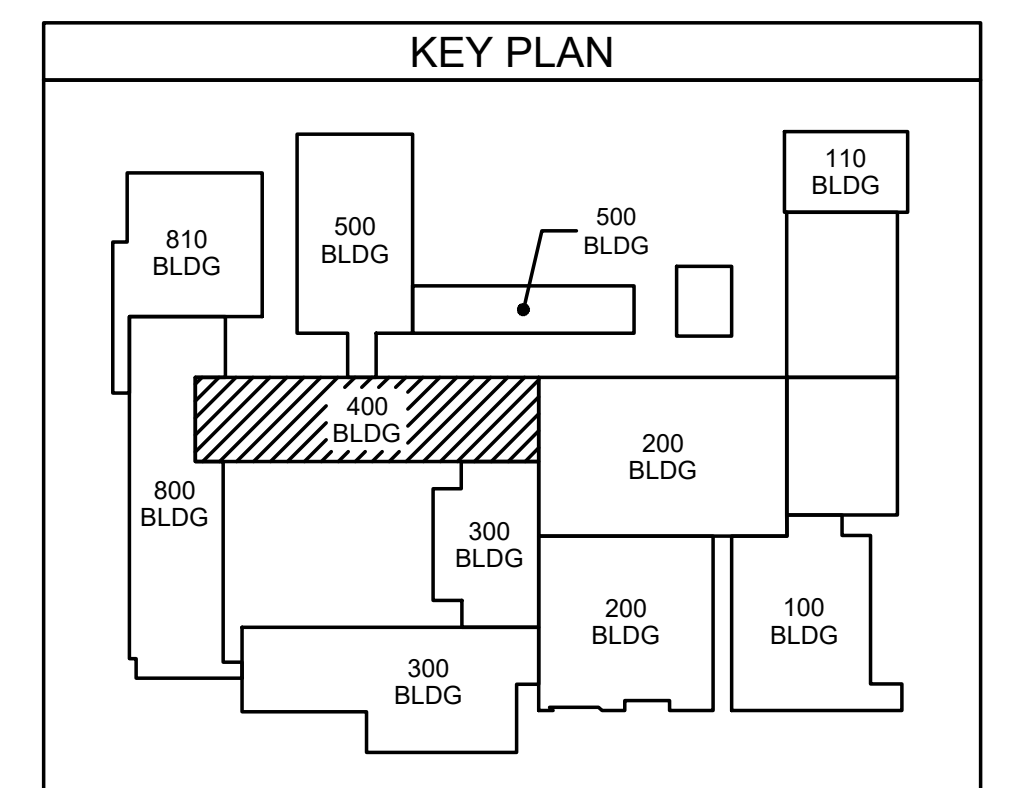


401.1 400 WING POWER PLAN
SCALE: 1/8" = 1'-0"



401.2 WEIGHTROOM & LOCKER ROOM POWER PLAN
SCALE: 1/8" = 1'-0"




ES Project No: ES21080
ENGINEERING
 SOURCE OF NC, PA.
 102-42 Regency Blvd. Greenville, NC 27834
 E-Mail Address: general@hiteassociates.com
 Tel (252) 432-0328 • Fax (252) 432-0462 • TOLL FREE 1-877-432-0328

Professional Engineer
 D. Hite
 12/11/23
 STATE OF NORTH CAROLINA
 EXPIRES 12/31/24

No.	Date	Revision
5	12/01/23	ADDENDUM # 6
4	11/27/23	ADDENDUM # 4
3	11/21/23	ADDENDUM # 3
2	11/14/23	ADDENDUM # 2
1	11/09/23	ADDENDUM # 1

Hite associates
 ARCHITECTURE / PLANNING / TECHNOLOGY
 2600 Meridian Drive / Greenville, NC 27834 / Tel (252) 757-0333



New Additions & Renovations to
West Carteret High School
 4700 Country Club Road, Morehead City, NC 28577
 Carteret County Schools / North Carolina

Project No: 22112

Date: 03 Oct 2023

Drawing No:
E 401

THIS DRAWING IS THE PROPERTY OF ENGINEERING SOURCE OF NC, P.A. THIS DRAWING IS NOT TO BE COPIED IN WHOLE OR IN PART. THIS DRAWING OR THE INFORMATION HEREON IS NOT TO BE USED ON ANY OTHER PROJECT AND MUST BE RETURNED TO ENGINEERING SOURCE OF NC, P.A. UPON REQUEST. DO NOT SCALE THESE DRAWINGS. REFER TO ARCHITECTURAL DRAWINGS FOR EXACT DIMENSIONS.