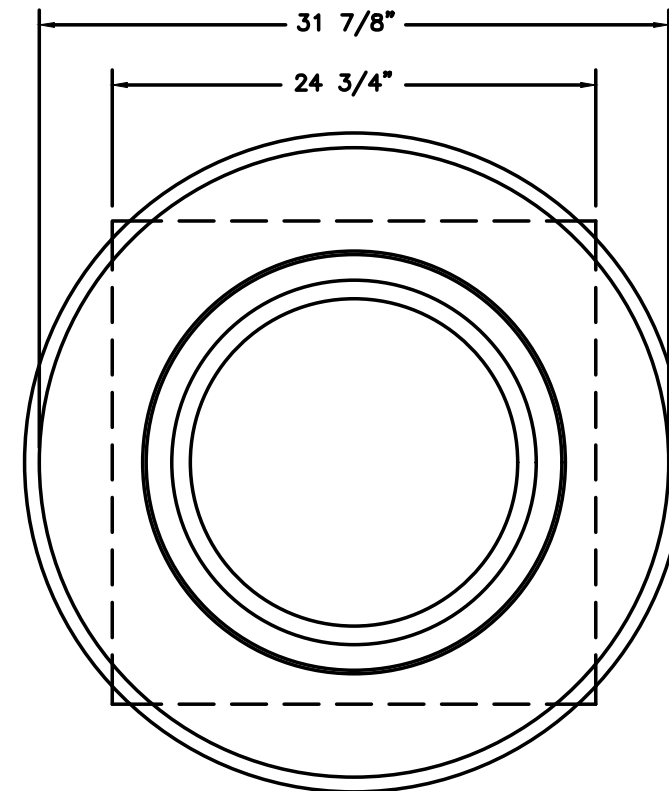
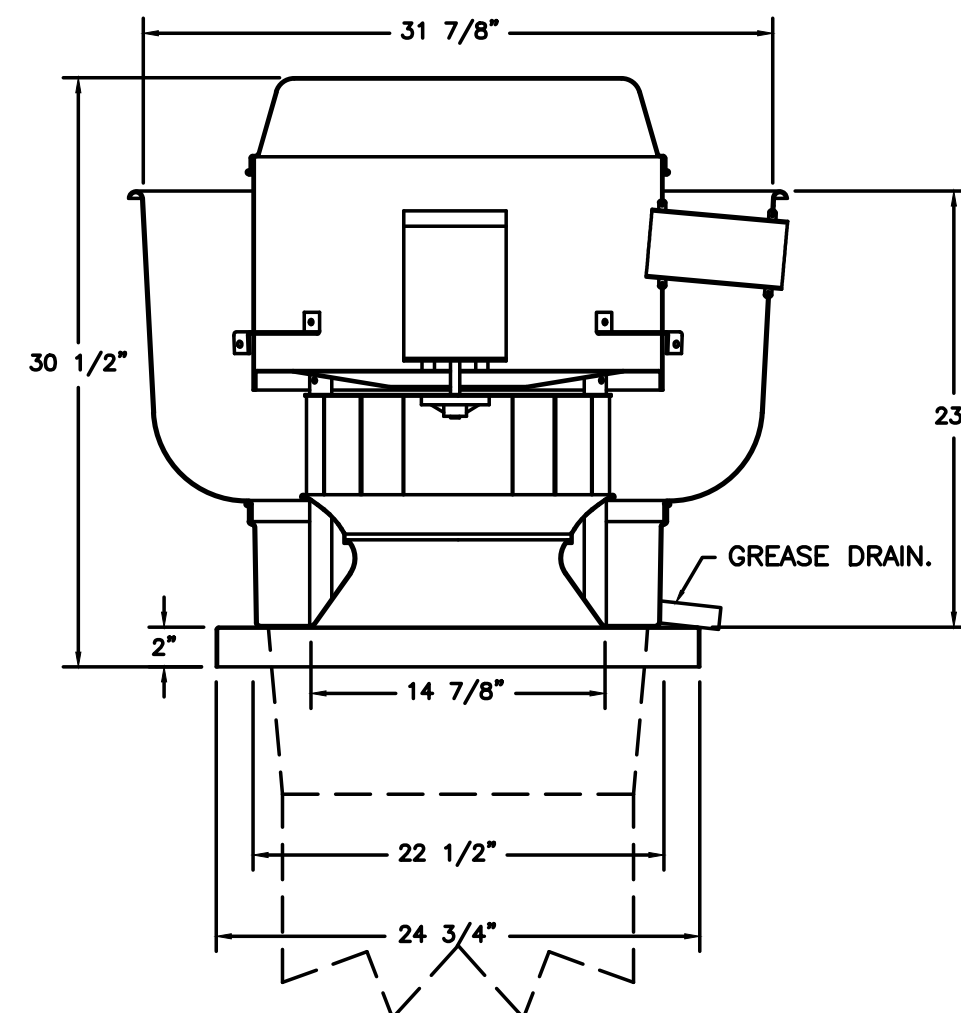


FANS #1 (KEF-1), #2 (KEF-2) - DUBSHFA EXHAUST FAN



TOP VIEW

FEATURES:

- DIRECT DRIVE CONSTRUCTION (NO BELTS/PULLEYS).
- ROOF MOUNTED FANS.
- RESTAURANT MODEL.
- UL705 AND UL762 AND ULC-8645
- VARIABLE SPEED CONTROL.
- INTERNAL WIRING.
- THERMAL OVERLOAD PROTECTION (SINGLE PHASE).
- HIGH HEAT OPERATION 300°F (149°C).
- GREASE CLASSIFICATION TESTING.
- NEMA 3R SAFETY DISCONNECT SWITCH.

**NORMAL TEMPERATURE TEST**  
EXHAUST FAN MUST OPERATE CONTINUOUSLY WHILE EXHAUSTING AIR AT 300°F (149°C) UNTIL ALL FAN PARTS HAVE REACHED THERMAL EQUILIBRIUM, AND WITHOUT ANY DETEIORATING EFFECTS TO THE FAN WHICH WOULD CAUSE UNSAFE OPERATION.

**ABNORMAL FLARE-UP TEST**  
EXHAUST FAN MUST OPERATE CONTINUOUSLY WHILE EXHAUSTING BURNING GREASE VAPORS AT 300°F (149°C) FOR A PERIOD OF 15 MINUTES WITHOUT THE FAN BECOMING DAMAGED TO ANY EXTENT THAT COULD CAUSE AN UNSAFE CONDITION.

OPTIONS

- GREASE BOX.
- WALL MOUNT CONSTRUCTION FOR FAN.
- ECM WIRING PACKAGE - MANUAL OR 0-10VDC REFERENCE SPEED CONTROL -RTC- (TELCO MOTOR), CCW ROTATION.
- 2 YEAR PARTS WARRANTY.

FOR QUESTIONS, CALL THE  
Eastern North Carolina  
REGION 36  
PHONE: (919) 825 - 3566  
EMAIL: reg36@captivaire.com

EXHAUST FAN INFORMATION - JOB#6323239

FAN UNIT NO	TAG	QTY	FAN UNIT MODEL #	MANUFACTURER	CFM	ESP	RPM	MOTOR ENCL.	HP	BHP	PHASE	VOLT	FLA	DISCHARGE VELOCITY	WEIGHT (LBS)	SONES
1	KEF-1	1	DUBSHFA	CAPITVAIRE	1750	0.900	1311	TEAO-ECM	1.000	0.4080	1	115	11.6	554 FPM	93	11.3
2	KEF-2	1	DUBSHFA	CAPITVAIRE	1750	0.900	1311	TEAO-ECM	1.000	0.4080	1	115	11.6	554 FPM	93	11.3
3	KMUA-1	1	SIF13DD	CAPITVAIRE	1600	0.500	1536	TEAO-ECM	1.000	0.6700	1	115	11.6		134	12.5
4	KMUA-2	1	SIF13DD	CAPITVAIRE	1600	0.500	1536	TEAO-ECM	1.000	0.6700	1	115	11.6		134	12.5

FAN OPTIONS

FAN UNIT NO	TAG	QTY	DESCRIPTION
1	KEF-1	1	GREASE BOX
		1	WALL MOUNT CONSTRUCTION FOR FAN
		1	ECM WIRING PACKAGE - MANUAL OR 0-10VDC REFERENCE SPEED CONTROL -RTC- (TELCO MOTOR), CCW ROTATION
2	KEF-2	1	GREASE BOX
		1	WALL MOUNT CONSTRUCTION FOR FAN
		1	ECM WIRING PACKAGE - MANUAL OR 0-10VDC REFERENCE SPEED CONTROL -RTC- (TELCO MOTOR), CCW ROTATION
3	KMUA-1	1	2 YEAR PARTS WARRANTY
		1	GREASE BOX
		1	WALL MOUNT CONSTRUCTION FOR FAN
		1	ECM WIRING PACKAGE - MANUAL OR 0-10VDC REFERENCE SPEED CONTROL -RTC- (TELCO MOTOR), CCW ROTATION
		1	SIF - HORIZONTAL OVERHEAD MOUNT - PRE-INSTALLED MOUNTS (11-36)
4	KMUA-2	1	2 YEAR PARTS WARRANTY
		1	GREASE BOX
		1	WALL MOUNT CONSTRUCTION FOR FAN
		1	ECM WIRING PACKAGE - EXHAUST - MANUAL OR 0-10VDC REFERENCE SPEED CONTROL -MSC- (TELCO), CCW ROTATION
		1	SIF - HORIZONTAL OVERHEAD MOUNT - PRE-INSTALLED MOUNTS (11-36)

FAN ACCESSORIES

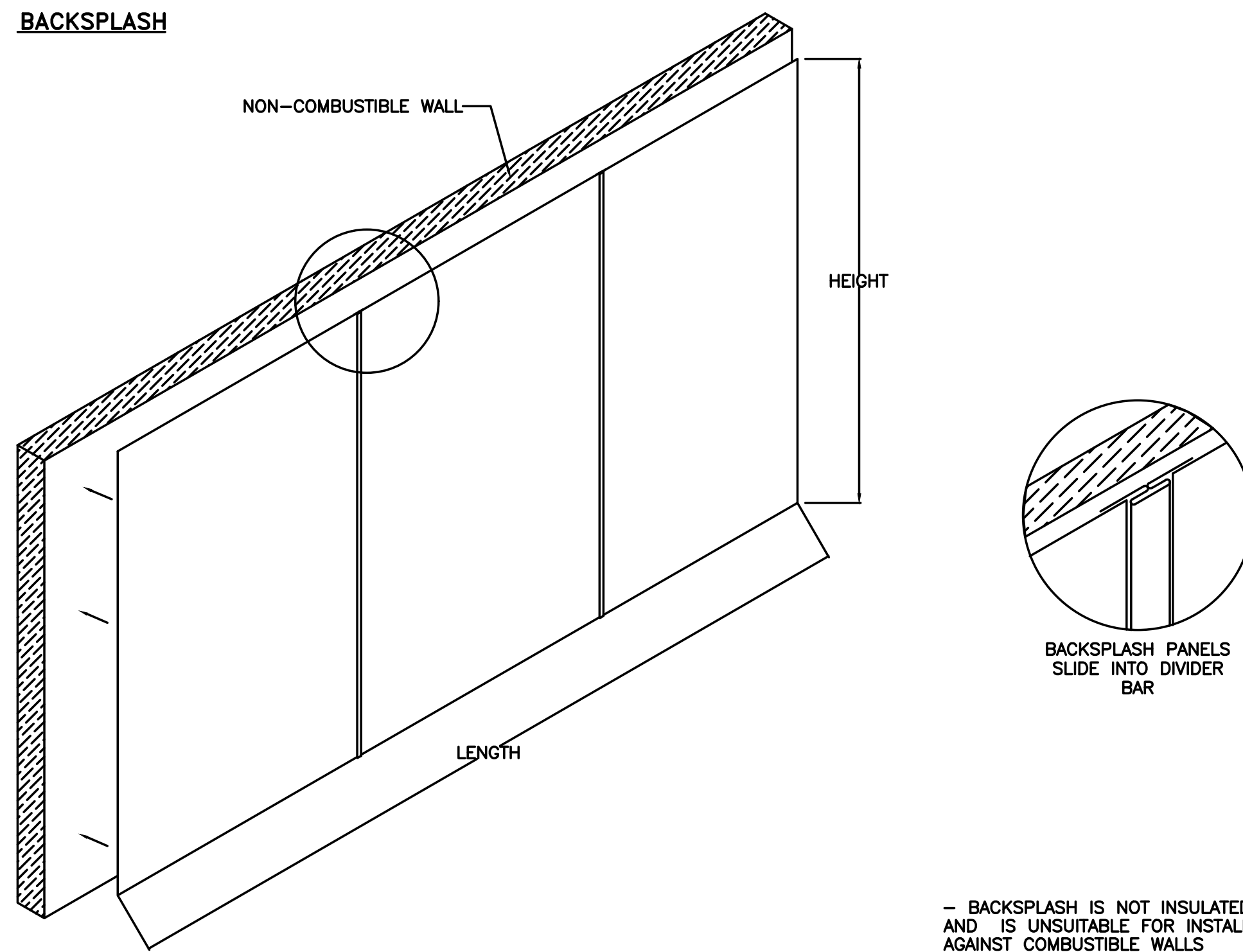
FAN UNIT NO	TAG	EXHAUST				SUPPLY		
		GREASE CUP	GRAVITY DAMPER	WALL MOUNT	SIDE DISCHARGE	GRAVITY DAMPER	MOTORIZED DAMPER	WALL MOUNT
1	KEF-1	YES						
2	KEF-2	YES						
3	KMUA-1		YES					
4	KMUA-2		YES					

CAPTIVE-AIRE HOODS ARE BUILT IN COMPLIANCE WITH:

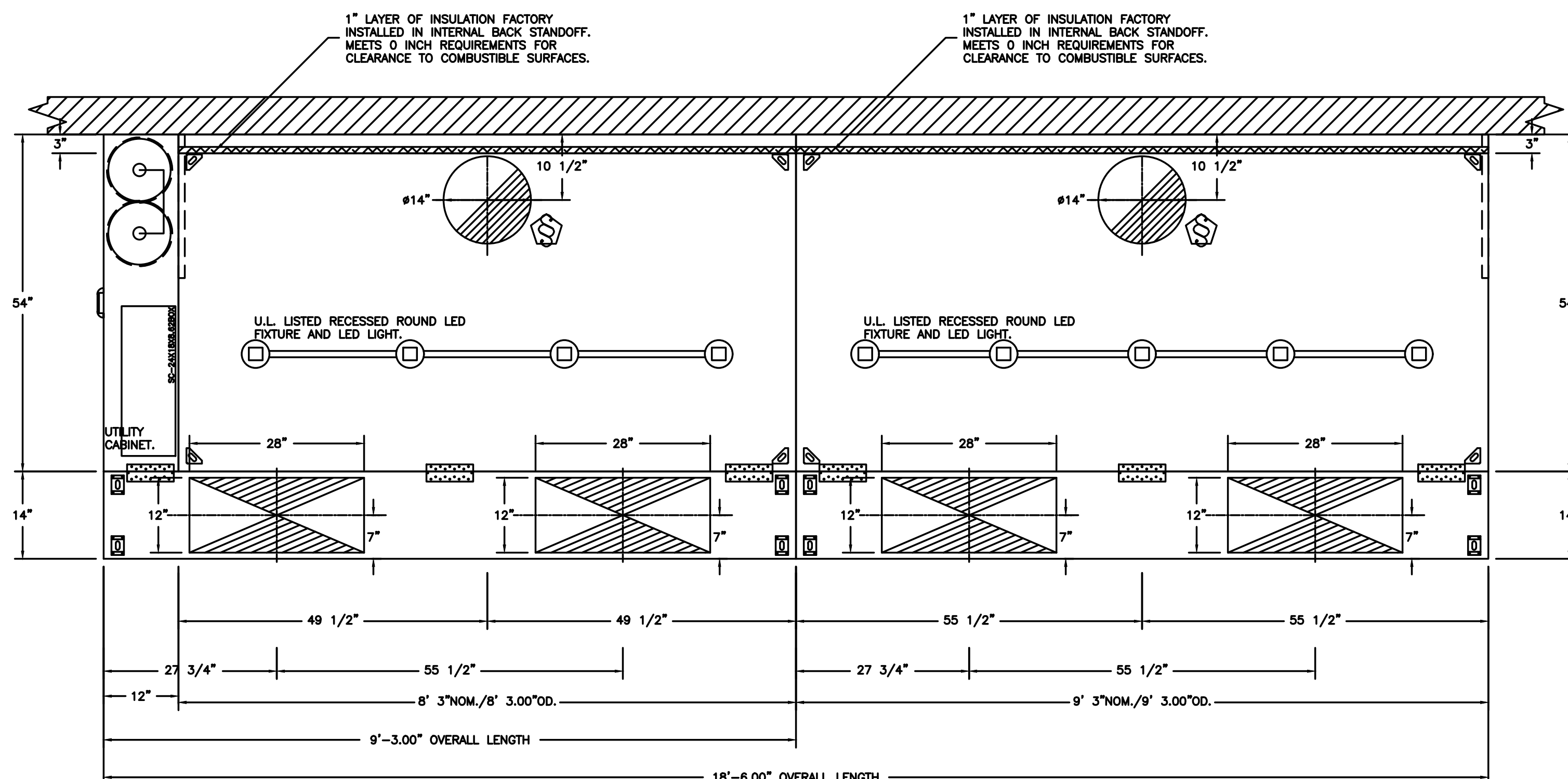
CAPTIVE-AIRE HOODS ARE BUILT IN COMPLIANCE WITH

NFPA #96  
UL 710 & ULC710 STANDARDS  
E.T.L. LISTED 3054804-001

BACKSPASH

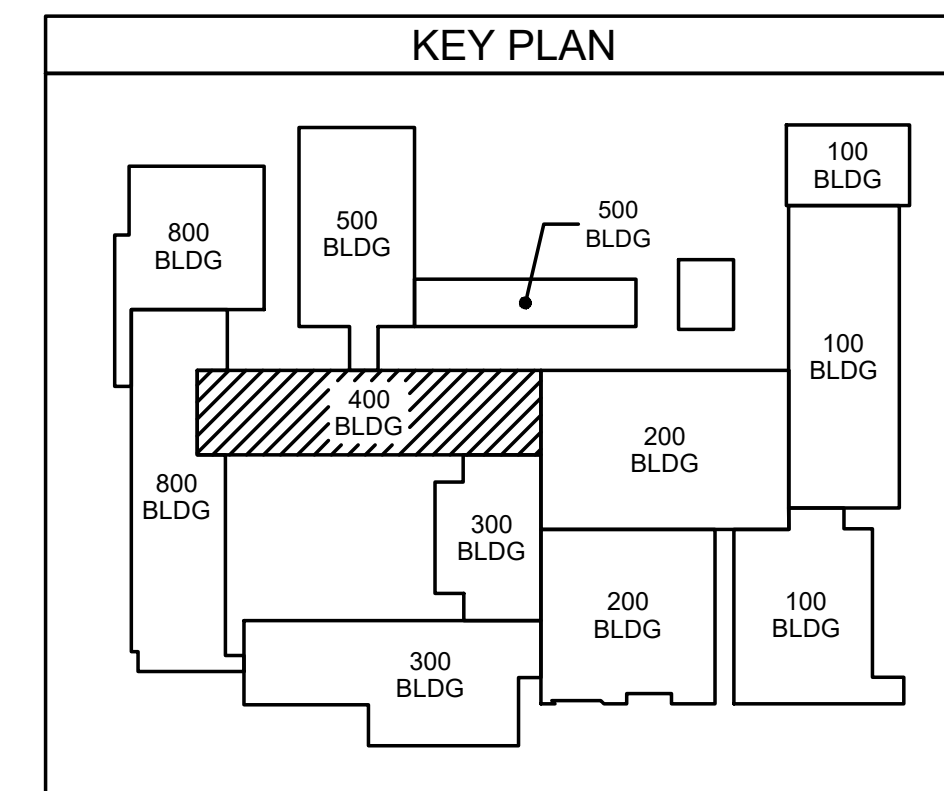


- BACKSPASH IS NOT INSULATED AND IS UNSUITABLE FOR INSTALL AGAINST COMBUSTIBLE WALLS



PLAN VIEW - HOOD #1 (HOOD-1)  
9' 3.00" LONG 5424ND-2-PSP-F

PLAN VIEW - HOOD #2 (HOOD-2)  
9' 3.00" LONG 5424ND-2-PSP-F




ENGINEERING SOURCE OF NC, P.A.  
102-42 Regency Blvd. Greenville, NC 27834  
E-Mail Address: general@hiteassociates.com  
Tel (252) 438-0328 • Fax (252) 438-0462 • Fax P-1973

11/21/23

INFORMATION TAKEN FROM SIMILAR JOB BY CAPTIVE-AIRE, INCLUDED FOR REFERENCE ONLY

No.	Date	Revision
1	11/17/23	ADDENDUM # 1
2	11/17/23	ADDENDUM # 2
3	11/21/23	ADDENDUM # 3

**Hite associates**  
ARCHITECTURE / PLANNING / TECHNOLOGY  
2600 Meridian Drive / Greenville, NC 27834 / Tel (252) 757-0333



New Additions & Renovations to  
**West Carteret High School**  
4700 Country Club Road, Morehead City, NC 28577  
Carteret County Schools / North Carolina

Project No. 22112  
Date: 03 Oct 2023  
Drawing No. **M 404**