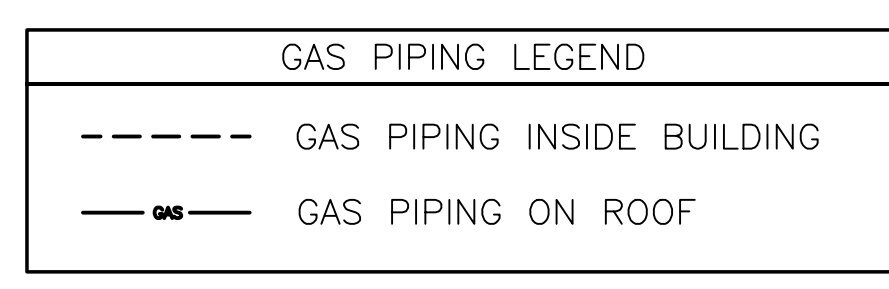
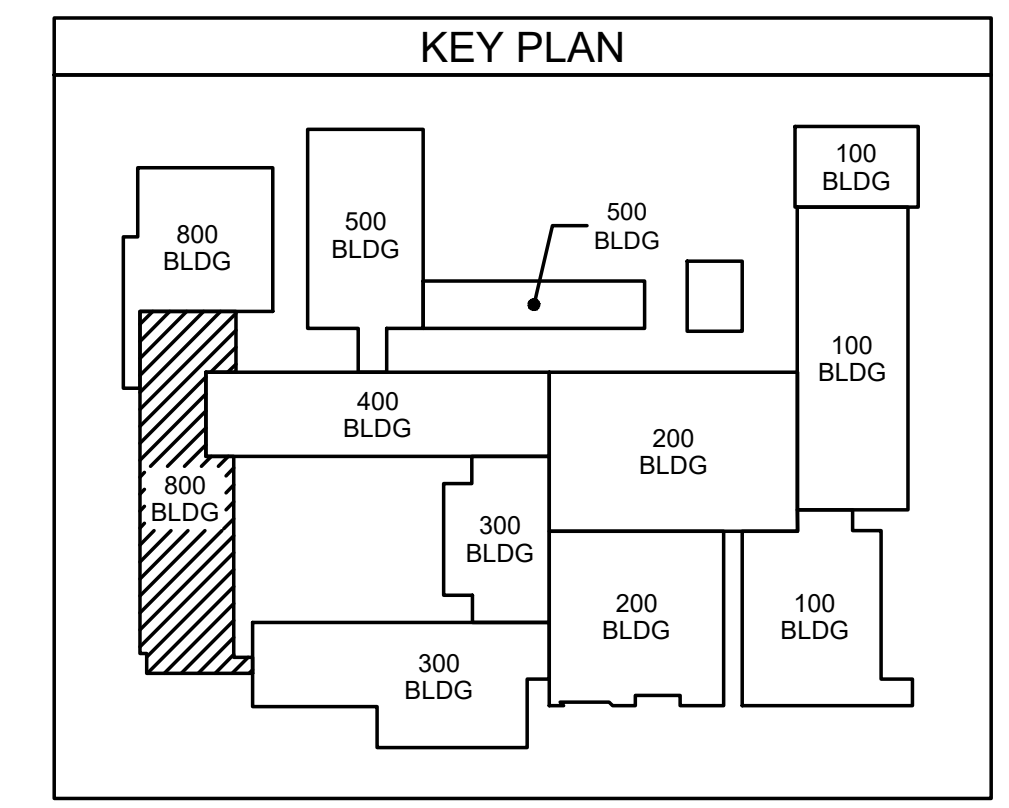


- MECHANICAL ROOF PLAN NOTES:**
- CONTRACTOR SHALL INSTALL NEW ROOFTOP DOAS UNIT IN APPROXIMATE LOCATION INDICATED. FIELD COORDINATE EXACT LOCATION WITH BUILDING STRUCTURE. INSTALL NEW MANUFACTURER'S ROOF CURB.
 - CONTRACTOR SHALL MODIFY EXISTING STEEL UNIT SUPPORT STRUCTURE AS NECESSARY TO ACCOMMODATE THE NEW DOAS UNIT FOOTPRINT.
 - CONTRACTOR SHALL CONNECT NEW GAS PIPING TO NEW ROOFTOP UNIT. PROVIDE AND INSTALL 2ND STAGE REGULATOR AS REQUIRED. SEE "GAS PIPING CONNECTION DETAIL" ON M202.
 - CONTRACTOR SHALL INSTALL ROOF CURB AND NEW MAKE UP AIR UNIT FOR KITCHEN HOOD. VERIFY EXACT LOCATION WITH KITCHEN HOOD EXHAUST FANS. MAINTAIN 10 FEET MINIMUM CLEARANCE BETWEEN MAKE UP AIR UNIT INTAKE AND EXHAUST FANS OUTLET. CONTRACTOR SHALL CONNECT GAS PIPING TO NEW MAKE UP AIR UNIT AS INDICATED. SEE "GAS PIPING CONNECTION DETAIL" ON M202.
 - CONTRACTOR SHALL INSTALL ROOF CURB AND NEW KITCHEN HOOD EXHAUST FAN. VERIFY EXACT LOCATION WITH NEW KITCHEN HOOD.
 - CONTRACTOR TO INSTALL NEW DIRECT DRIVE UPBLAST CENTRIFUGAL ROOF EXHAUST FAN. SEE "EXHAUST FAN SCHEDULE".
 - CONTRACTOR SHALL REMOVE EXISTING ROOF CURB AND MAKE ANY MODIFICATIONS NECESSARY TO ROOF TO ACCEPT NEW ROOF CURB. INSTALL NEW MANUFACTURER'S ROOF CURB FOR NEW DOAS UNIT AS INDICATED.



802.1 GAS & ROOF PLAN
 SCALE: 1/8" = 1'-0"



ENGINEERING
 SOURCE OF NC, P.A.


100-40 Regency Blvd, Greensboro, NC 27834
 E-Mail Address: general@hiteengineering.com
 Tel: (336) 438-0338 • Fax: (336) 438-0462 • TDD: (336) 438-0462

D. Johnson
 12/1/23

No.	Date	Revision
1	12/01/23	ADDENDUM # 6
2	11/27/23	ADDENDUM # 4
3	11/27/23	ADDENDUM # 3
4	11/17/23	ADDENDUM # 2
5	11/09/23	ADDENDUM # 1

Hite associates
 ARCHITECTURE / PLANNING / TECHNOLOGY

2600 Meridian Drive / Greenville, NC 27834 / Tel: (252) 757-0333



New Additions & Renovations to
West Carteret High School
 4700 Country Club Road, Morehead City NC 28577
 Carteret County Schools / North Carolina

Project No.	22112
Date:	03 Oct 2023
Drawing no.	M 802

THIS DRAWING IS THE PROPERTY OF ENGINEERING SOURCE OF NC, P.A. THIS DRAWING IS NOT TO BE COPIED IN WHOLE OR IN PART. THIS DRAWING OR THE INFORMATION HEREUPON IS NOT TO BE USED ON ANY OTHER PROJECT AND MUST BE RETURNED TO ENGINEERING SOURCE OF NC, P.A. UPON REQUEST. DO NOT SCALE THESE DRAWINGS. REFER TO ARCHITECTURAL DRAWINGS FOR EXACT DIMENSIONS.